


RESPONSE TO PROPOSAL
TO ELIMINATE
JUSTICE COURTS AND CONSTABLES
IN
GALVESTON COUNTY



AUGUST 2011

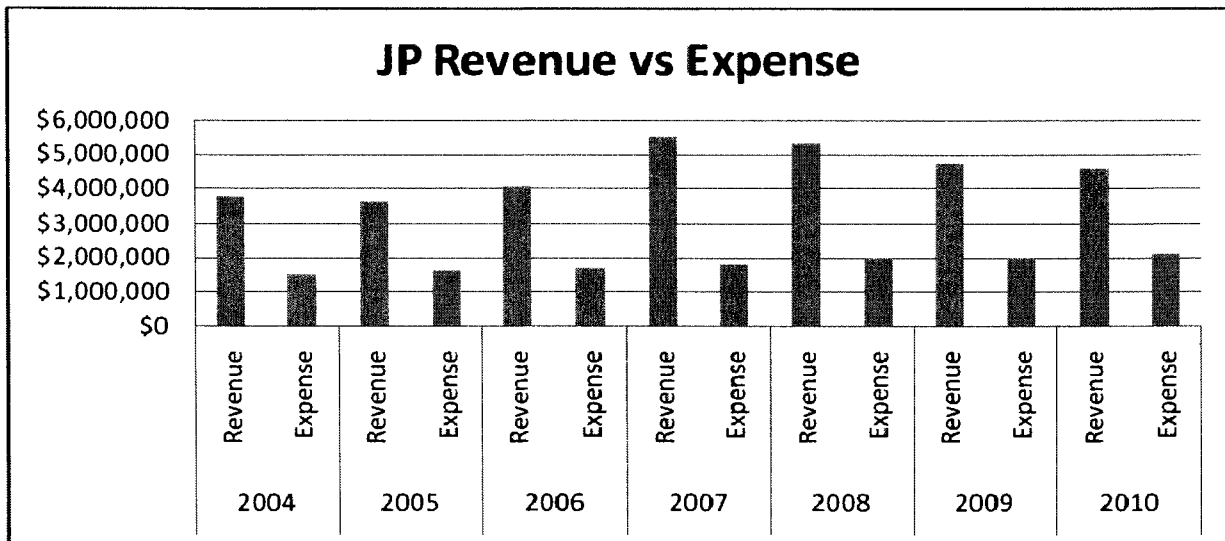
PATRICK DOYLE
COMMISSIONER, PCT. 1

This report has been compiled to insure that the taxpayers of Galveston County are provided the information necessary to understand both the financial and service related impact of proposed reduction in the number of Justice Courts and Constables offices in Galveston County.

The proposed changes have been touted as a tremendous financial savings to the County and the taxpayer. In fact, the proposed changes will result in very little financial savings to the County and, in my opinion, not only reduce valuable taxpayer services, but result in significant revenue loss.

The Justice Courts have consistently brought in enough revenue to cover not only their own operating costs, but several million dollars each year to help fund other departments and agencies.

Any suggestion that the Justice Courts are a financial burden to the taxpayer is unfounded.

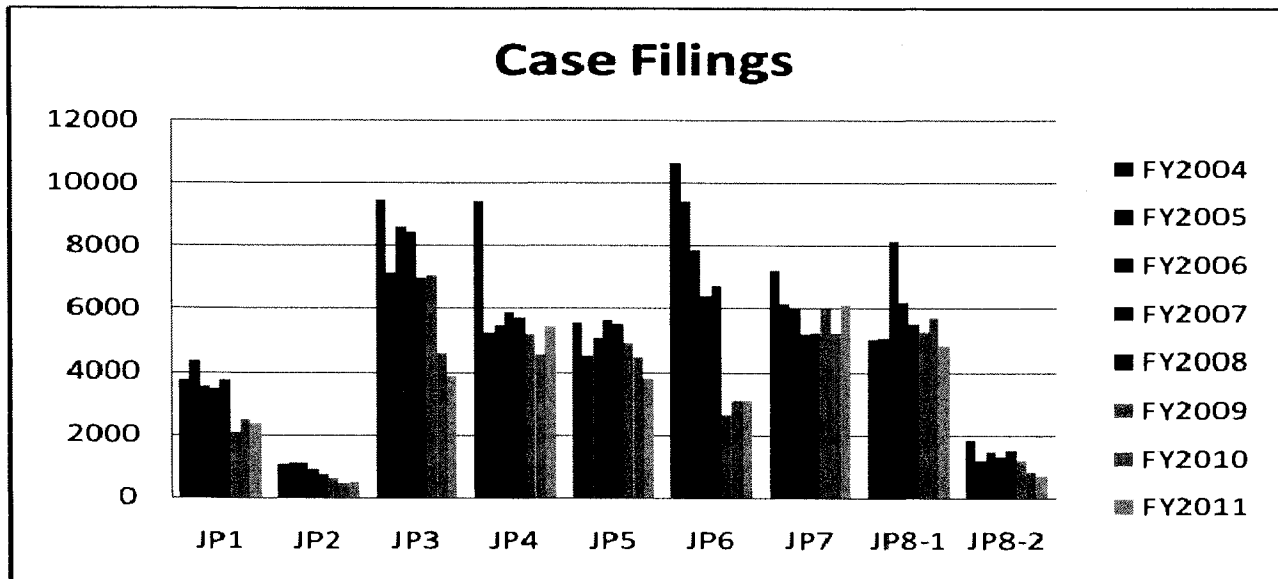
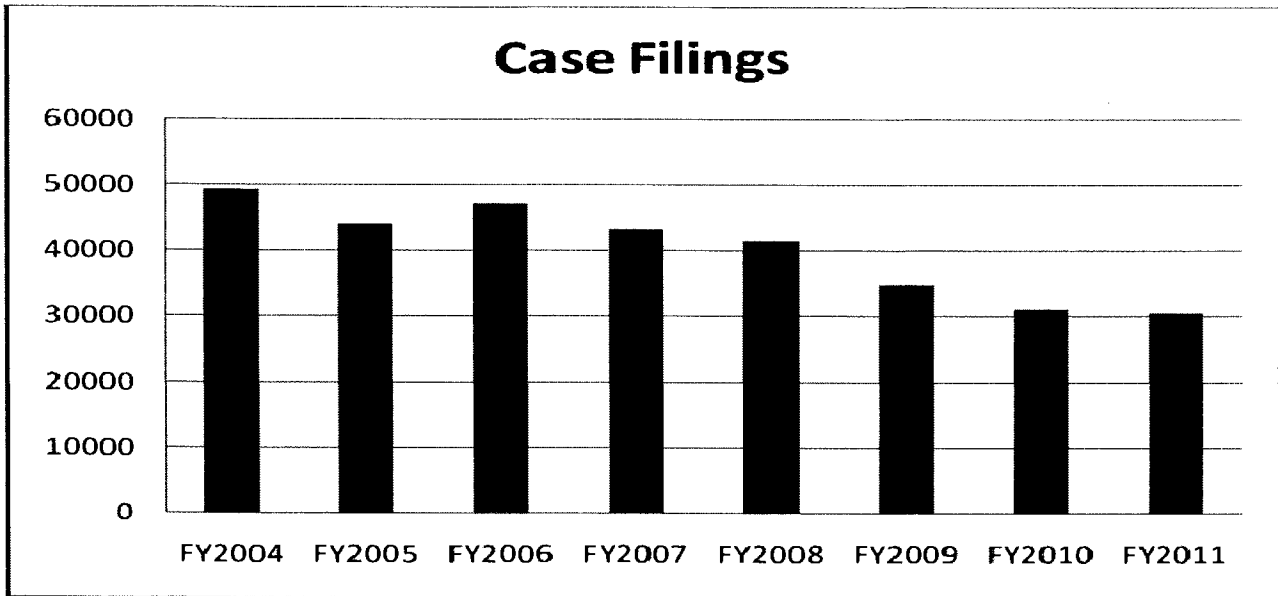


The Texas Constitution requires that each county in the State establish between one and eight justice of the peace precincts. The number of required justice of the peace precincts is based on the population of the county. There are approximately 820 justice of the peace courts in Texas. Justice of the Peace courts have original jurisdiction in Class C misdemeanor criminal

cases. These courts also have jurisdiction of minor civil matters, including small claims. A justice of the peace may issue search or arrest warrants, when necessary.

Justice of the peace courts act to insure that all taxpayers have equal access to justice in our community. The justice courts make it possible for citizens to resolve minor issues without unnecessary attorney fees and other expenses associated with litigation in the higher courts. In addition, actions taken in the justice courts are resolved more quickly than in the higher courts. Many people cannot afford to wait two or more years to resolve a matter which may have a significant financial and emotional impact on their lives. The justice court handles many issues that, although may seem unimportant to some, are important to our individual families and community as a whole (ie. Truancy, restraining orders, juvenile issues, etc.).

The data shows the caseload in our justice courts is not only related to the population of the county, but changes in demographics due to economics, disaster and other events within the county. To use caseload as a factor in determining whether any individual justice court should be eliminated is short-sighted and irresponsible to our community as a whole. The most significant local impact in recent years has been Hurricane Ike. Ike changed many things within our community, including the demographics of our county population. Thankfully, history as far back as the 1900 Storm shows these changes are temporary and we can look forward to a renewed and thriving community in the near future. So, while we see a drop in case filings in one justice court due to a relocated population, we see the increase in another precinct. The residents of Galveston County have made tremendous strides, in a short period of time, in recovering from the devastation brought by Ike. As we move forward with rebuilding, our population is shifting and as housing improves in the area we can expect to see a return of citizens temporarily located in surrounding counties. Citizens and businesses are returning to the Island and southern areas of the County. We have a responsibility to insure that we are prepared to care for these citizens as we would in any other location within the county. The proposed reduction in justice courts and constables is premature and will not serve this community well in the long run.



To reduce the number of justice courts and constables would likely place a hardship on those citizens who still have limited or no transportation, limited financial resources, and a connection to those public servants in their precinct.

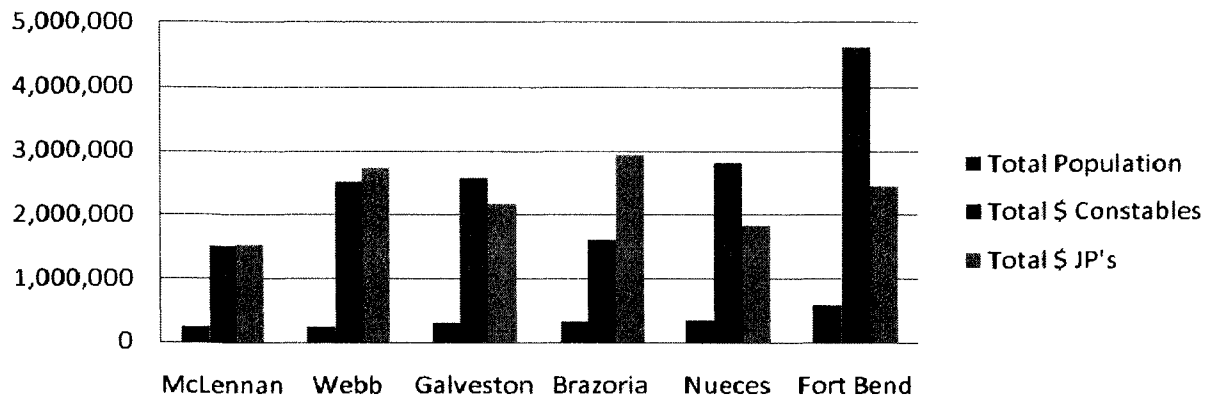
Our constables serve the community in many ways. Reducing any constables offices within the county means fewer law enforcement officers in our neighborhoods. The constable plays a vital role in the safety and security of our community. Some of the duties of our constables include; serving misdemeanor and felony warrants; make arrests of individuals on-site and

upon court order; supervise juveniles performing community service; assist local law enforcement agencies, when necessary; conduct basic narcotic investigations; assist local schools to insure the safety of our children; provide assistance to citizens with disabled vehicles or where other danger is present; patrol assigned precinct, and; first responder for emergency and/or disaster within the community. In addition, the constables are a major force in fighting truancy, keeping our kids in school and off the streets. The Truancy project is very time consuming and not a revenue maker, but provides an invaluable service to our individual children and families. One juvenile offender entering the criminal justice system will not only cost more than \$215,000 locally, but will likely emerge as a non-productive adult within our community. Law Enforcement is not an area where we can afford to eliminate resources. Taxpayers fund these services and, as they should, demand adequate resources to insure the protection of our citizens and property.

The expenditure of approximately \$4.7 million for our constables and justice courts serving 291,000 people is not out of line with and is, in fact, less costly than several other counties in Texas.

	McLennan	Webb	Galveston	Brazoria	Nueces	Fort Bend
Total Population	234,906	250,304	291,309	313,166	340,223	585,375
Total Constables	7	4	8	4	5	4
Total \$ Constables	1,497,823	2,506,541	2,580,051	1,597,241	2,802,018	4,604,059
Total JP	8	6	9	8	9	5
Total \$ JP's	1,533,538	2,728,550	2,160,544	2,926,159	1,825,485	2,454,538

\$ - JP/CONSTABLE COMPARISON BY COUNTY



While difficult economic times make it easy to propose changes using the guise of \$1.1 million in savings to the taxpayer, the truth is as a result of this savings each local taxpayer can expect no more than ½ cent savings on their tax rate. At best, the proposed changes would save the county \$215,000 annually (see page 6-7). If realized, that savings is three years in the future and only if the plan doesn't change again before that time. In the meantime, I believe these JPs will continue to make use of all facilities, with multiple JPs in some precincts, proving no savings whatsoever. And, in return, we can expect a tremendous loss in many local government services, including law enforcement. In addition, we assume the elimination of 3 to 4 justice of the peace positions in order to support the \$1.1 million in savings when, in reality, those elected officials would be allowed to complete the remainder of their term and this would result in more than one J.P. serving in the same precinct. Therefore, no savings would be realized during that 3 year period.

Fortunately, through our history and past experiences, we learn that we cannot act on today without some forethought of tomorrow. The proposal to reduce the number of justice courts and constables in Galveston County is premature and without clear and concise analysis lending firm results. It is very clear that our community is not stable enough, both in population and growth, to move forward with the proposal to reduce the number of justice courts and constables serving Galveston County.

Additional information/data, including the ability to generate comparison reports regarding the performance of justice courts in Texas, is available at:

<http://dm.courts.state.tx.us/OCA/ReportSelection.aspx>

REALISTIC VIEW OF COST SAVINGS WITH REDUCTION IN PRECINCTS

Justice Court Budgeted Positions	Justice Court	Justice Court Salaries - Fiscal Year	Reorg. Change	Total	Reorg. Total (inc benefits)	SAVINGS
Justice of the Peace	Justice Court #1	61,239	91,859	79,366	115,944	
Senior Deputy Court Clerk	Justice Court #1	30,367	30,367	42,338	42,338	
Deputy Court Clerk	Justice Court #1	27,510	27,510	38,911	38,911	
Deputy Court Clerk	Justice Court #1	27,510	27,510	38,911	38,911	
Total Budgeted Positions	Justice Court #1	\$146,626		\$199,526		
Justice of the Peace	Justice Court #2	61,239	0	79,366	0	
Senior Deputy Court Clerk	Justice Court #2	34,357	34,357	47,124	47,124	
Deputy Court Clerk	Justice Court #2	28,903	28,903	40,582	40,582	
Total Budgeted Positions	Justice Court #2	\$124,499		\$167,072		
Justice of the Peace	Justice Court #3	61,239	0	79,366	0	
Senior Deputy Court Clerk	Justice Court #3	30,367	30,367	42,338	42,338	
Deputy Court Clerk	Justice Court #3	27,510	27,510	38,911	38,911	
Deputy Court Clerk	Justice Court #3	27,510	27,510	38,911	38,911	
Deputy Court Clerk	Justice Court #3	27,510	27,510	38,911	38,911	
Deputy Court Clerk	Justice Court #3	27,510	27,510	38,911	38,911	
Total Budgeted Positions	Justice Court #3	\$201,646	\$380,913	\$277,348	\$521,792	
	Justice Court (1)		\$380,913		\$521,792	\$122,154
Justice of the Peace	Justice Court #4	61,239	91,859	79,366	115,944	
Senior Deputy Court Clerk	Justice Court #4	34,357	34,357	47,124	47,124	
Deputy Court Clerk	Justice Court #4	29,626	29,626	41,449	41,449	
Deputy Court Clerk	Justice Court #4	28,903	28,903	40,582	40,582	
Deputy Court Clerk	Justice Court #4	28,198	28,198	39,737	39,737	
Deputy Court Clerk	Justice Court #4	27,510	27,510	38,911	38,911	
Total Budgeted Positions	Justice Court #4	\$209,833	\$240,453	\$287,169	\$323,747	
	Justice Court (2)		\$240,453		\$323,747	-\$36,578
Justice of the Peace	Justice Court #5	61,239	91,859	79,357	115,944	
Senior Deputy Court Clerk	Justice Court #5	36,096	36,096	49,209	49,209	
Deputy Court Clerk	Justice Court #5	32,702	32,702	45,139	45,139	
Deputy Court Clerk	Justice Court #5	31,126	31,126	43,248	43,248	
Deputy Court Clerk	Justice Court #5	27,510	27,510	38,911	38,911	
Total Budgeted Positions	Justice Court #5	\$188,673		\$255,864		
Justice of the Peace	Justice Court #7	61,238	0	79,357	0	
Senior Deputy Court Clerk	Justice Court #7	33,519	33,519	46,120	46,120	
Deputy Court Clerk	Justice Court #7	31,126	31,126	43,248	43,248	
Deputy Court Clerk	Justice Court #7	27,510	27,510	38,911	38,911	
Deputy Court Clerk	Justice Court #7	27,510	27,510	38,911	38,911	
Total Budgeted Positions	Justice Court #7	\$180,903	\$338,958	\$246,555	\$459,641	
	Justice Court (3)		\$338,958		\$459,641	\$42,778
Justice of the Peace	Justice Court #6	61,238	91,859	79,365	115,944	
Senior Deputy Court Clerk	Justice Court #6	34,357	34,357	47,124	47,124	
Deputy Court Clerk	Justice Court #6	27,510	27,510	38,911	38,911	
Deputy Court Clerk	Justice Court #6	27,510	27,510	38,911	38,911	
Deputy Court Clerk	Justice Court #6	27,510	27,510	38,911	38,911	
Total Budgeted Positions	Justice Court #6	\$178,125	\$208,746	\$243,222	\$279,801	
	Justice Court (4)		208,746		279,801	-\$36,579
Justice of the Peace	Justice Court #8-1	61,239	91,859	79,366	115,944	
Senior Deputy Court Clerk	Justice Court #8-1	35,216	35,216	48,154	48,154	
Senior Deputy Court Clerk	Justice Court #8-1	30,367	30,367	42,338	42,338	
Deputy Court Clerk	Justice Court #8-1	31,904	31,904	44,182	44,182	
Deputy Court Clerk	Justice Court #8-1	27,510	27,510	38,911	38,911	
Deputy Court Clerk	Justice Court #8-1	27,510	27,510	38,911	38,911	
Part-time Deputy Clerk	Justice Court #8-1	17,178	17,178	26,520	26,520	
Total Budgeted Positions	Justice Court #8-1	\$230,924		\$318,382		
Justice of the Peace	Justice Court #8-2	61,238	0	79,365	0	
Senior Deputy Court Clerk	Justice Court #8-2	34,357	34,357	47,124	47,124	
Deputy Court Clerk	Justice Court #8-2	27,515	27,515	38,917	38,917	
Total Budgeted Positions	Justice Court #8-2	\$123,110	\$323,416	\$165,406	\$441,001	
	Justice Court (5)		323,416		441,001	\$42,787
Totals		\$1,584,339	\$1,492,486	\$2,160,544	\$2,025,982	\$134,562

REALISTIC VIEW OF COST SAVINGS WITH REDUCTION IN PRECINCTS

Constable Budgeted Positions	Constable	Constables Salaries - Fiscal Year	Reorg. Change	Auto Allowance*	Reorg. Change	Total Comp.	Reorg. Change	Savings
Constable	Precinct #1	55,115	82,674	12,000	16,800	84,021	121,742	
Chief Deputy Constable	Precinct #1	41,860	41,860	12,000	16,800	68,123	72,923	
Deputy Constable	Precinct #1	39,843	39,843	12,000	12,000	65,704	65,704	
Deputy Constable	Precinct #1	28,903	28,903	6,000	6,000	46,582	46,582	
Total Budgeted Positions	Precinct #1	\$165,721		\$42,000		\$373,942		
Constable	Precinct #2	55,115	0	12,000	0	84,021	0	
Chief Deputy Constable	Precinct #2	41,860	41,860	12,000	16,800	68,123	72,923	
Deputy Constable	Precinct #2	39,843	39,843	12,000	12,000	65,704	65,704	
Constable Clerk	Precinct #2	31,126	31,126	0	0	43,248	43,248	
Total Budgeted Positions	Precinct #2	\$167,944		\$36,000		\$261,096		
Constable	Precinct #3	55,115	0	12,000	0	84,021	0	
Chief Deputy Constable	Precinct #3	41,860	41,860	12,000	16,800	68,123	72,923	
Deputy Constable	Precinct #3	41,860	41,860	12,000	16,800	68,123	72,923	
Deputy Constable	Precinct #3	37,923	37,923	12,000	12,000	63,401	63,401	
Deputy Constable - Part-time	Precinct #3	18,962	18,962	6,000	6,000	34,659	34,659	
Deputy Constable - Reserved	Precinct #3	1,496	1,496	0	0	1,539	1,539	
Constable Clerk	Precinct #3	29,626	29,626	0	0	41,449	41,449	
Total Budgeted Positions	Precinct #3	\$226,842	\$477,836	\$54,000	\$132,000	\$361,315	\$775,719	
		Constable (1)	\$477,836		\$132,000		\$775,719	\$220,634
Constable	Precinct #4	55,116	82,674	12,000	16,800	84,022	121,742	
Chief Deputy Constable	Precinct #4	41,860	41,860	12,000	16,800	68,123	72,923	
Deputy Constable	Precinct #4	39,843	39,843	12,000	12,000	65,704	65,704	
Deputy Constable - Part-time	Precinct #4	18,499	18,499	0	0	28,104	28,104	
Deputy Constable - Part-time	Precinct #4	17,608	17,608	6,000	6,000	33,035	33,035	
Total Budgeted Positions	Precinct #4	\$172,926	\$200,484	\$42,000	\$51,600	\$278,987	\$321,507	
		Constable (2)	\$200,484		\$103,200		\$321,507	-\$42,520
Constable	Precinct #5	55,115	82,674	12,000	16,800	84,021	121,742	
Chief Deputy Constable	Precinct #5	41,860	41,860	12,000	16,800	68,123	72,923	
Deputy Constable	Precinct #5	35,216	35,216	12,000	12,000	60,154	60,154	
Deputy Constable	Precinct #5	35,216	35,216	12,000	12,000	60,154	60,154	
Bailiff - Part-time	Precinct #5	2,752	2,752	0	0	3,301	3,301	
Total Budgeted Positions	Precinct #5	\$170,159		\$48,000		\$275,752		
Constable	Precinct #7	55,115	0	12,000	0	84,021	\$0	
Chief Deputy Constable	Precinct #7	41,860	41,860	0	16,800	56,123	72,923	
Deputy Constable	Precinct #7	36,998	36,998	0	12,000	50,291	62,291	
Deputy Constable	Precinct #7	35,216	35,216	0	12,000	48,154	60,154	
Deputy Constable	Precinct #7	35,216	35,216	0	12,000	48,154	60,154	
Deputy Constable - Part-time	Precinct #7	18,499	18,499	6,000	6,000	28,188	28,188	
Bailiff - Part-time	Precinct #7	23,722	23,722	0	0	34,368	34,368	
		\$246,626	\$389,229	\$18,000	\$58,800	\$349,299	318,077	
		Constable (3)	\$191,511		\$175,200		636,351	-11,299
Constable	Precinct #6	54,333	82,674	12,000	16,800	83,083	121,742	
Chief Deputy Constable	Precinct #6	41,860	41,860	12,000	16,800	68,123	72,923	
Deputy Constable	Precinct #6	37,923	37,923	12,000	12,000	63,401	63,401	
Total Budgeted Positions	Precinct #6	\$134,116	\$162,457	\$36,000	\$45,600	\$214,607	\$258,066	
		Constable (4)	\$162,457		\$45,600		\$258,066	-\$43,459
Constable	Precinct #8	55,115	82,674	12,000	16,800	84,021	121,742	
Chief Deputy Constable	Precinct #8	41,860	41,860	12,000	16,800	68,123	72,923	
Deputy Constable	Precinct #8	37,923	37,923	12,000	12,000	63,401	63,401	
Deputy Constable	Precinct #8	36,998	36,998	12,000	12,000	62,291	62,291	
Deputy Constable	Precinct #8	36,998	36,998	12,000	12,000	62,291	62,291	
Deputy Constable	Precinct #8	35,216	35,216	12,000	12,000	60,154	60,154	
Deputy Constable	Precinct #8	35,216	35,216	12,000	12,000	60,154	60,154	
Deputy Constable - Reserved	Precinct #8	1,496	1,496	0	0	1,539	1,539	
Deputy Constable - Reserved	Precinct #8	1,496	1,496	0	0	1,539	1,539	
Deputy Constable - Reserved	Precinct #8	1,496	1,496	0	0	1,539	1,539	
Total Budgeted Positions		\$283,814	\$311,373	\$84,000	\$93,600	\$465,053	\$507,574	
		Constable (5)	\$311,373	*	\$93,600		\$507,574	-\$42,521
Total						\$2,580,051	\$2,499,216	\$80,835

* Total Auto Expenses for Current 2012 budget does not include cost of furnished automobiles for Pct. 7, therefore, savings would be less than shown.

SUMMARY OF SERVICE AND FINANCE

Total JP Court Collections. Data based on the monthly distribution reports entered into the financial system.

COURT	2004		2005		2006		2007		2008		2009		2010	
	Revenue	Expense	Revenue	Expense	Revenue	Expense	Revenue	Expense	Revenue	Expense	Revenue	Expense	Revenue	Expense
JP1	\$196,726	\$140,716	\$227,730	\$166,886	\$209,549	\$172,764	\$290,574	\$172,863	\$328,246	\$187,729	\$233,599	\$161,653	\$289,168	\$168,175
JP2	\$71,395	\$129,145	\$59,582	\$136,437	\$81,807	\$140,035	\$75,304	\$145,679	\$67,058	\$156,960	\$64,839	\$166,485	\$58,576	\$168,730
JP3	\$414,593	\$176,216	\$690,949	\$191,631	\$649,476	\$208,292	\$1,061,600	\$218,490	\$885,855	\$234,142	\$846,858	\$242,084	\$835,015	\$275,912
JP4	\$778,726	\$225,944	\$541,770	\$235,905	\$592,180	\$233,777	\$857,658	\$251,931	\$727,741	\$281,391	\$676,565	\$268,038	\$648,429	\$297,858
JP5	\$449,910	\$156,590	\$357,722	\$172,517	\$431,023	\$209,021	\$621,302	\$218,711	\$641,698	\$240,880	\$658,059	\$234,760	\$580,896	\$257,607
JP6	\$478,874	\$215,513	\$395,675	\$200,978	\$647,307	\$205,796	\$1,057,824	\$236,769	\$911,277	\$236,158	\$619,501	\$205,373	\$543,904	\$207,242
JP7	\$446,723	\$192,563	\$422,013	\$203,589	\$456,873	\$203,273	\$587,455	\$217,694	\$520,590	\$236,694	\$590,389	\$247,437	\$560,514	\$252,115
JP8-1	\$0	\$0	\$0	\$0	\$0	\$0	\$0	\$0	\$963,666	\$256,318	\$884,376	\$294,747	\$902,674	\$315,133
JP8-2	\$165,755	\$142,325	\$96,349	\$150,332	\$146,671	\$151,935	\$182,983	\$159,132	\$313,432	\$186,851	\$186,996	\$197,661	\$202,779	\$199,773
JP9	\$787,519	\$169,714	\$829,335	\$200,345	\$873,221	\$208,817	\$803,859	\$213,037	\$5,359,563	\$2,017,123	\$4,761,182	\$2,018,238	\$4,621,955	\$2,142,545
TOTAL	\$3,790,221	\$1,548,726	\$3,621,125	\$1,658,620	\$4,088,107	\$1,733,710	\$5,538,559	\$1,834,306	\$5,359,563	\$2,017,123	\$4,761,182	\$2,018,238	\$4,621,955	\$2,142,545
GAIN/LOSS	\$2,241,495	\$1,962,505	\$2,354,397	\$1,733,710	\$2,354,397	\$1,733,710	\$3,704,253	\$1,834,306	\$3,342,440	\$2,017,123	\$2,742,944	\$2,018,238	\$2,479,410	\$2,142,545

Note: The Revenue amounts are the total revenue reported by the J.P. court. Approximately 65% of this amount will be retained by the County.

(some fees collected are for services performed by the J.P., while other fees are for services performed by other County departments ie. Sheriff) The remaining 35% is distributed to the State or other agency for which a fee has been collected.

Fees Collected and Retained by each JP Court. Data based on the monthly distribution reports entered into the financial system.

COURT	2004		2005		2006		2007		2008		2009		2010	
	Revenue	Expense	Revenue	Expense	Revenue	Expense	Revenue	Expense	Revenue	Expense	Revenue	Expense	Revenue	Expense
JP1	\$15,011	\$140,716	\$52,148	\$166,886	\$69,019	\$172,764	\$71,614	\$172,863	\$114,492	\$187,729	\$79,985	\$161,653	\$58,121	\$168,175
JP2	\$9,664	\$129,145	\$32,855	\$136,437	\$44,727	\$140,035	\$44,050	\$145,679	\$38,470	\$156,960	\$28,657	\$166,485	\$25,849	\$168,730
JP3	\$15,277	\$176,216	\$29,424	\$191,631	\$38,901	\$208,292	\$46,362	\$218,490	\$53,246	\$234,142	\$59,488	\$242,084	\$51,665	\$275,912
JP4	\$89,679	\$225,944	\$84,599	\$235,905	\$84,394	\$233,777	\$84,108	\$251,931	\$85,233	\$281,391	\$95,799	\$268,038	\$98,462	\$297,858
JP5	\$35,426	\$156,590	\$40,273	\$172,517	\$48,319	\$209,021	\$56,672	\$218,711	\$65,545	\$240,880	\$70,790	\$234,760	\$62,307	\$257,607
JP6	\$20,076	\$215,513	\$42,813	\$200,978	\$60,753	\$205,796	\$56,132	\$236,769	\$3,368	\$236,158	\$1,866	\$205,373	\$1,997	\$207,242
JP7	\$26,278	\$192,563	\$66,858	\$203,589	\$76,389	\$203,273	\$73,654	\$217,694	\$91,444	\$236,694	\$87,529	\$247,437	\$85,717	\$252,115
JP8-1	\$0	\$0	\$0	\$0	\$0	\$0	\$0	\$0	\$62,633	\$256,318	\$62,612	\$294,747	\$64,705	\$315,133
JP8-2	\$6,565	\$142,325	\$12,470	\$150,332	\$13,546	\$151,935	\$15,537	\$159,132	\$19,833	\$186,851	\$18,181	\$197,661	\$17,265	\$199,773
JP9	\$8,880	\$169,714	\$3,104	\$200,345	\$2,631	\$208,817	\$3,511	\$213,037	\$0	\$0	\$0	\$0	\$0	\$0
TOTAL	\$226,856	\$1,548,726	\$364,544	\$1,658,620	\$438,679	\$1,733,710	\$451,640	\$1,834,306	\$534,264	\$2,017,123	\$482,907	\$2,018,238	\$466,088	\$2,142,545
GAIN/LOSS														

Note: The Revenues reflected in this report include only that portion of the monies collected which is assessed as a fee for services provided by the J.P. Court. The amount does not include the fees collected for other County departments and the State of Texas.

JP/Constables
Comparison

	Galveston	McLennan	Bell	Brazoria	Nueces	Fort Bend	Webb
Total Population	291,309	234,906	310,235	313,166	340,223	585,375	250,304
Total Constables	8	7	4	4	5	4	4
Total \$ Constables	2,580,051	1,497,823	879,270	1,597,241	2,802,018	4,604,059	2,506,541
Total JP	9	8	6	8	9	5	6
Total \$ JP's	2,160,544	1,533,538	1,681,641	2,926,159	1,825,485	2,454,538	2,728,550

Justice Courts January to December 2010

	2010		Revenue
		Population	
Countywide			
Nueces		340,223	3,764,572
Total Courts	9		
Population/Court		37,803	
Cases Disposed/Filed		24%	
Cases Filed/Population		0.3	
Cases Filed/Court		11,000	
Brazoria		313,166	4,737,767
Total Courts	8		
Population/Court		39,146	
Cases Disposed/Filed		96%	
Cases Filed/Population		0.1	
Cases Filed/Court		4,599	
Bell		310,235	4,216,564
Total Courts	6		
Population/Court		51,706	
Cases Disposed/Filed		87%	
Cases Filed/Population		0.1	
Cases Filed/Court		4,526	
Galveston		291,309	4,979,364
Total Courts	9		
Population/Court		32,368	
Cases Disposed/Filed		105%	
Cases Filed/Population		0.1	
Cases Filed/Court		3,405	
Countywide		278,831	3,161,891
Lubbock			
Total Courts	4		
Population/Court		69,708	
Cases Disposed/Filed		84%	
Cases Filed/Population		0.1	
Cases Filed/Court		4,929	
Countywide		252,273	3,015,244
Jefferson			
Total Courts	7		
Population/Court		36,039	
Cases Disposed/Filed		80%	
Cases Filed/Population		0.1	
Cases Filed/Court		3,606	
Webb		250,304	4,074,206
Total Courts	6		
Population/Court		41,717	
Cases Disposed/Filed		72%	
Cases Filed/Population		0.1	
Cases Filed/Court		4,985	

Justice Courts Summary of Reported Activity from January 1, 2010 to December 31, 2010
 (Counties Listed in Population Order)

	Population	2010				CASES FILED				CASES DISPOSED				CASES APPEALED				MISCELLANEOUS				Revenue (\$)
		Population	Traffic	Non-Traffic	Small Claims Suits	Forcible Entry & Detainees	Other Civil Suits	Traffic	Non-Traffic	Small Claims Suits	Forcible Entry & Detainees	Other Civil Suits	Traffic	Non-Traffic	Small Claims Suits	Forcible Entry & Detainees	Other Civil Suits	Examining Trials	In-quests			
Nueces	340,223	14,942	10,171	447	2,318	71,123	12,435	8,585	311	2,007	1,176	8	8	13	46	3	47	0	3,384,990			
Brazoria	313,166	24,449	8,244	432	2,378	1,290	24,053	8,376	481	2,384	1,408	51	26	1	13	0	0	291	4,270,679			
Bell	310,235	16,526	4,836	342	4,115	1,335	15,593	3,742	313	3,940	1,081	47	9	6	12	4	0	530	3,845,384			
Galveston	291,309	15,888	10,314	725	2,551	1,167	17,159	11,935	696	2,455	1,232	160	48	7	37	2	0	0	4,629,639			
Lubbock	278,831	8,911	6,653	374	2,315	1,463	8,045	5,726	360	2,364	1,138	24	14	3	8	1	0	0	2,905,465			
Jefferson	252,273	11,428	9,131	728	2,191	1,766	8,694	8,693	621	2,160	1,375	8	3	5	3	4	62	868	3,171,582			
Webb	250,304	25,145	2,198	528	520	1,520	18,790	892	933	796	562	7	0	9	8	2	5	0	3,749,623			

Essential Functions of Court Clerk

Senior Deputy Court Clerk: Provides assistance and responds to inquiries from the general public; prepares warrants and commitments for bad checks filed; enters complaints from law enforcement agencies and prepares cases for transfer; schedules examining trials; schedules court reporter; schedules language interpreters; assists citizens in preparing criminal complaints; prepares entries for returned warrants; prepares and delivers transcripts, bills of cost, and related documents associated with case transfers or appeals; compiles statistical data for State required monthly reports; Compiles required monthly financial reports; receives, updates and completes data entry regarding case files; sets the court calendar, including setting cases for trial, setting dismissal dockets and related hearings; send releases to County jail as ordered by the court; approves payment agreements for the collections of fines, fees and costs assessed by the court; collects and deposits monies received by the court; trains new employees in department policies and procedures; performs a variety of general clerical and administrative tasks; communicates with law enforcement related agencies, and; other duties as assigned.

Deputy Court Clerk: Provides assistance and responds to inquiries from the general public; prepares warrants and commitments for bad checks filed; assists citizens in preparing criminal complaints; prepares entries for returned warrants; prepares and delivers daily deposits; performs data entry of all traffic related matters; receives, updates and enters data regarding case files; send releases to County jail as ordered by the court; assist with collections and receipt of monies; receives visitors and offer assistance; receive incoming telephone inquiries; receives and reviews requests for pay agreements of fines, fees and costs assessed by the court; prepares approved payment agreements and forwards to all related agencies; works with Galveston County Collections Services to effectively manage payment agreements on file; performs a variety of general clerical and administrative tasks ; communicates with law enforcement related agencies, and; other duties as assigned.

GALVESTON COUNTY, TEXAS
SCHEDULE OF POSITIONS AND FRINGE BENEFITS
FOR THE FISCAL YEAR 2012

Justice Court Budgeted Positions	Justice Court	Justice Court Salaries - Position	Justice Court Salaries - Fiscal Year	Group Health	Medicare	Pension	Alternate Plan	Total
Justice of the Peace	Justice Court #1	60,633	61,239	5,916	949	5,891	5,371	79,366
Senior Deputy Court Clerk	Justice Court #1	30,066	30,367	5,916	471	2,921	2,663	42,338
Deputy Court Clerk	Justice Court #1	27,238	27,510	5,916	426	2,646	2,413	38,911
Deputy Court Clerk	Justice Court #1	27,238	27,510	5,916	426	2,646	2,413	38,911
Total Budgeted Positions	Justice Court #1	\$145,175	\$146,626	\$23,664	\$2,272	\$14,104	\$12,860	\$199,526
Justice of the Peace	Justice Court #2	60,633	61,239	5,916	949	5,891	5,371	79,366
Senior Deputy Court Clerk	Justice Court #2	34,017	34,357	5,916	533	3,305	3,013	47,124
Deputy Court Clerk	Justice Court #2	28,617	28,903	5,916	448	2,780	2,535	40,582
Total Budgeted Positions	Justice Court #2	\$123,267	\$124,499	\$17,748	\$1,930	\$11,976	\$10,919	\$167,072
Justice of the Peace	Justice Court #3	60,633	61,239	5,916	949	5,891	5,371	79,366
Senior Deputy Court Clerk	Justice Court #3	30,066	30,367	5,916	471	2,921	2,663	42,338
Deputy Court Clerk	Justice Court #3	27,238	27,510	5,916	426	2,646	2,413	38,911
Deputy Court Clerk	Justice Court #3	27,238	27,510	5,916	426	2,646	2,413	38,911
Deputy Court Clerk	Justice Court #3	27,238	27,510	5,916	426	2,646	2,413	38,911
Deputy Court Clerk	Justice Court #3	27,238	27,510	5,916	426	2,646	2,413	38,911
Total Budgeted Positions	Justice Court #3	\$199,651	\$201,646	\$35,496	\$3,124	\$19,396	\$17,686	\$277,348
Justice of the Peace	Justice Court #4	60,633	61,239	5,916	949	5,891	5,371	79,366
Senior Deputy Court Clerk	Justice Court #4	34,017	34,357	5,916	533	3,305	3,013	47,124
Deputy Court Clerk	Justice Court #4	29,333	29,626	5,916	459	2,850	2,598	41,449
Deputy Court Clerk	Justice Court #4	28,617	28,903	5,916	448	2,780	2,535	40,582
Deputy Court Clerk	Justice Court #4	27,919	28,198	5,916	437	2,713	2,473	39,737
Deputy Court Clerk	Justice Court #4	27,238	27,510	5,916	426	2,646	2,413	38,911
Total Budgeted Positions	Justice Court #4	\$207,757	\$209,833	\$35,496	\$3,252	\$20,185	\$18,403	\$287,169
Justice of the Peace	Justice Court #5	60,633	61,239	5,916	940	5,891	5,371	79,357
Senior Deputy Court Clerk	Justice Court #5	35,739	36,096	5,916	559	3,472	3,166	49,209
Deputy Court Clerk	Justice Court #5	32,378	32,702	5,916	507	3,146	2,868	45,139
Deputy Court Clerk	Justice Court #5	30,818	31,126	5,916	482	2,994	2,730	43,248
Deputy Court Clerk	Justice Court #5	27,238	27,510	5,916	426	2,646	2,413	38,911
Total Budgeted Positions	Justice Court #5	\$186,806	\$188,673	\$29,580	\$2,914	\$18,149	\$16,548	\$255,864
Justice of the Peace	Justice Court #6	60,632	61,238	5,916	949	5,891	5,371	79,365
Senior Deputy Court Clerk	Justice Court #6	34,017	34,357	5,916	533	3,305	3,013	47,124
Deputy Court Clerk	Justice Court #6	27,238	27,510	5,916	426	2,646	2,413	38,911
Deputy Court Clerk	Justice Court #6	27,238	27,510	5,916	426	2,646	2,413	38,911
Deputy Court Clerk	Justice Court #6	27,238	27,510	5,916	426	2,646	2,413	38,911
Total Budgeted Positions	Justice Court #6	\$176,363	\$178,125	\$29,580	\$2,760	\$17,134	\$15,623	\$243,222
Justice of the Peace	Justice Court #7	60,632	61,238	5,916	949	5,891	5,371	79,365
Senior Deputy Court Clerk	Justice Court #7	33,187	33,519	5,916	520	3,225	2,940	46,120
Deputy Court Clerk	Justice Court #7	30,818	31,126	5,916	482	2,994	2,730	43,248
Deputy Court Clerk	Justice Court #7	27,238	27,510	5,916	426	2,646	2,413	38,911
Deputy Court Clerk	Justice Court #7	27,238	27,510	5,916	426	2,646	2,413	38,911
Total Budgeted Positions	Justice Court #7	\$179,113	\$180,903	\$29,580	\$2,803	\$17,402	\$15,867	\$246,555
Justice of the Peace	Justice Court #8-1	60,633	61,239	5,916	949	5,891	5,371	79,366
Senior Deputy Court Clerk	Justice Court #8-1	34,867	35,216	5,916	546	3,388	3,088	48,154
Senior Deputy Court Clerk	Justice Court #8-1	30,066	30,367	5,916	471	2,921	2,663	42,338
Deputy Court Clerk	Justice Court #8-1	31,588	31,904	5,916	495	3,069	2,798	44,182
Deputy Court Clerk	Justice Court #8-1	27,238	27,510	5,916	426	2,646	2,413	38,911
Deputy Court Clerk	Justice Court #8-1	27,238	27,510	5,916	426	2,646	2,413	38,911
Part-time Deputy Clerk	Justice Court #8-1	17,008	17,178	5,916	266	1,653	1,507	26,520
Total Budgeted Positions	Justice Court #8-1	\$228,638	\$230,924	\$41,412	\$3,579	\$22,214	\$20,253	\$318,382
Justice of the Peace	Justice Court #8-2	60,632	61,238	5,916	949	5,891	5,371	79,365
Senior Deputy Court Clerk	Justice Court #8-2	34,017	34,357	5,916	533	3,305	3,013	47,124
Deputy Court Clerk	Justice Court #8-2	27,243	27,515	5,916	426	2,647	2,413	38,917
Total Budgeted Positions	Justice Court #8-2	\$121,892	\$123,110	\$17,748	\$1,908	\$11,843	\$10,797	\$165,406
Totals		\$1,568,662	\$1,584,339	\$260,304	\$24,542	\$152,403	\$138,956	\$2,160,544

Justice of the Peace No. 1
Honorable Jim Schweitzer
Galveston

Number of Full-Time Employees (including Judge): 4

Number of Part-Time Employees: 0

Justice of the Peace No. 1

YEAR	REVENUE	EXPENSES	GAIN/LOSS
FY2004	\$196,726	\$140,716	\$56,010
FY2005	\$227,730	\$166,886	\$60,844
FY2006	\$209,549	\$172,764	\$36,785
FY2007	\$290,574	\$172,863	\$117,711
FY2008	\$328,246	\$187,729	\$140,517
FY2009	\$233,599	\$161,653	\$71,946
FY2010	\$289,168	\$168,175	\$120,993
TOTAL	\$1,775,592	\$1,170,786	\$604,806

Note: Revenues include all monies collected by the J.P. court.

DEPARTMENT WORKLOAD
CASE RELATED FILINGS

Case Data	Misd. Traffic	Misd. Traffic	Misd. Non-Traffic	Misd. Non-Traffic	Misd. Non-Traffic	Small Claims	Small Claims	Evictions	Evictions	Other Civil	Other Civil
	FILED	DISPOSED	FILED	DISPOSED	FILED	DISPOSED	FILED	DISPOSED	FILED	DISPOSED	FILED
JP 1											
FY2004	1370	825	1608	1231	187	160	443	428	136	157	
FY2005	1960	1371	1614	1060	126	109	478	472	140	96	
FY2006	1245	855	1425	794	119	157	605	543	147	150	
FY2007	941	982	1580	813	77	84	466	455	421	185	
FY2008	820	652	1551	982	86	68	478	461	832	553	
FY2009	516	505	823	586	94	57	332	334	325	463	
FY2010	569	834	1256	2073	118	100	417	406	120	228	
FY2011 10.5 months	376	483	1190	1140	81	72	347	338	86	101	
TOTALS	7,797	6,507	11,047	8,679	888	807	3,566	3,437	2,207	1,933	

NOTE: Information is based solely on filings and dispositions reported through the JP case management system. This information may not reflect all actions taken on any particular case, or group of cases.

DEPARTMENT WORKLOAD
OTHER COURT BUSINESS

JP1	FAIL ATND	CURFEW VIOL.	REF. DELQ. COND.	JUVENILE CONTEMPT/ FINE	PARENT CONTRIB	PEACE BOND	A & B MISD	FELONY	EXAM TRIAL	DL SUSP HEAR.	WARR ISSUED	MAG. WARN	EMER. PROT. ORDER
FY2004	553				18		2314	1015	1	1		1	41
FY2005	689				9		2019	1015					31
FY2006	955				2	8	1825	799					10
FY2007	863				10		1658	863	1	1			
FY2008	690						1207	667	3				2
FY2009	1						800	486					
FY2010							364	336					
FY2011 10.5 MTHS.							289	314		1			
TOTALS	3,751				39	8	10,476	5,495	5	3		1	84

NOTE: Columns left blank are not an indication that no work of that type was performed by the J.P. Office. It simply means the activity is not required reporting and was not tracked by this particular court.

GALVESTON COUNTY, TEXAS
 SCHEDULE OF ACTUAL EXPENDITURES AND BUDGETED POSITIONS FOR JUSTICE COURT #1
 FOR THE PERIOD OF OCTOBER 1, 2008 THROUGH MAY 31, 2011

JUSTICE COURT NO. 1

Account Number	Description of Account	2009 Actual Expenditures	2010 Actual Expenditures	2011 Amended Budget	2011 Actual Expenditures as of 05/31/2011
Personal Services					
1101123110-5100000	Salaries	116,711	117,004	146,800	92,856
1101123110-5120001	Temporary Help	0	6,016	0	849
1101123110-5151000	Group Health Insurance	17,322	18,176	23,800	11,823
1101123110-5152102	Medicare	1,707	1,804	2,000	1,373
1101123110-5153000	Pension	11,485	11,513	12,200	8,707
1101123110-5154000	Alternate Plan	10,230	10,256	10,800	8,139
1101123110-5154112	Alternate Plan - OBRA 90	0	82	0	11
	Total Personal Services	\$157,455	\$164,851	\$195,600	\$123,758
Materials and Supplies					
1101123110-5310000	Supplies and Materials	3,868	2,996	3,000	2,226
1101123110-5317000	Books and Periodicals	42	81	0	191
	Total Materials and Supplies	\$3,910	\$3,077	\$3,000	\$2,417
Other Services and Charges					
1101123110-5495100	Education	0	147	200	0
1101123110-5496100	Travel	288	100	800	122
	Total Other Services and Charges	\$288	\$247	\$1,000	\$122
	Total Expenditures	\$161,653	\$168,175	\$199,600	\$126,297

Justice Court #1 Budgeted Positions	2009	2010	2011
Justice of the Peace	60,633	60,633	60,633
Senior Deputy Court Clerk	30,066	30,066	30,066
Deputy Court Clerk	27,238	27,238	27,238
Deputy Court Clerk	27,238	27,238	27,238
Total Budgeted Positions	\$145,175	\$145,175	\$145,175

Justice of the Peace No. 2
Honorable Penny Pope
Galveston

Number of Full-Time Employees (including Judge): 3

Number of Part-Time Employees: 0

Justice of the Peace No. 2

YEAR	REVENUE	EXPENSES	GAIN/LOSS
FY2004	\$71,395	\$129,145	-\$57,750
FY2005	\$59,582	\$136,437	-\$76,855
FY2006	\$81,807	\$140,035	-\$58,228
FY2007	\$75,304	\$145,679	-\$70,375
FY2008	\$67,058	\$156,960	-\$89,902
FY2009	\$64,839	\$166,485	-\$101,646
FY2010	\$58,576	\$168,730	-\$110,154
TOTAL	\$478,561	\$1,043,471	-\$564,910

Note: Revenues include all monies collected by the J.P. court.

DEPARTMENT WORKLOAD
CASE RELATED FILINGS

Case Data	Misd. Traffic	Misd. Traffic	Misd. Non-Traffic	Misd. Non-Traffic	Misd. Non-Traffic	Small Claims	Small Claims	Evictions	Evictions	Other Civil	Other Civil
	FILED	DISPOSED	FILED	DISPOSED	FILED	DISPOSED	FILED	FILED	DISPOSED	FILED	DISPOSED
JP 2											
FY2004	278	123	297	324	120	118	214	214	214	156	164
FY2005	171	186	469	188	99	108	264	255	255	110	87
FY2006	50	79	492	305	102	78	340	300	300	124	99
FY2007	91	82	321	237	101	82	299	295	295	71	60
FY2008	25	74	254	305	93	75	270	237	237	112	73
FY2009	39	28	218	173	119	79	175	167	167	43	50
FY2010	28	87	155	287	80	78	166	160	160	25	25
FY2011 10.5 months	17	12	155	135	81	111	138	139	139	49	75
TOTALS	699	671	2,361	1,954	795	729	1,866	1,767	1,767	690	633

NOTE: Information is based solely on filings and dispositions reported through the JP case management system. This information may not reflect all actions taken on any particular case, or group of cases.

DEPARTMENT WORKLOAD
OTHER COURT BUSINESS

JP2	FAIL ATND	CURFEW VIOL.	REF. DELQ. COND.	JUVENILE CONTEMPT/ FINE	PARENT CONTRIB	PEACE BOND	A & B MISD	FELONY	EXAM TRIAL	DL SUSP HEAR.	WARR ISSUED	MAG. WARN	EMER. PROT. ORDER
FY2004	67				36	3	584	247		14			
FY2005						4	8096	247		9			
FY2006						3	1148	495		12			
FY2007	3		1				966	439		11			
FY2008							1103	490		12			
FY2009							617	320		12			
FY2010							158	96		116			
FY2011							115	32		54			
10.5 MTHS.													
TOTALS													

NOTE: Columns left blank are not an indication that no work of that type was performed by the J.P. Office. It simply means the activity is not required reporting and was not tracked by this particular court.

GALVESTON COUNTY, TEXAS
 SCHEDULE OF ACTUAL EXPENDITURES AND BUDGETED POSITIONS FOR JUSTICE COURT #2
 FOR THE PERIOD OF OCTOBER 1, 2008 THROUGH MAY 31, 2011

Account Number	Description of Account	2009 Actual Expenditures	2010 Actual Expenditures	2011 Amended Budget	2011 Actual Expenditures as of 05/31/2011
Personal Services					
1101123200-5100000	Salaries	121,643	123,741	124,500	80,123
1101123200-5151000	Group Health Insurance	17,322	18,176	17,800	11,823
1101123200-5152102	Medicare	1,781	1,812	2,000	1,175
1101123200-5153000	Pension	11,970	12,176	11,900	7,519
1101123200-5154000	Alternate Plan	10,662	10,846	10,500	7,023
	Total Personal Services	\$163,378	\$166,751	\$166,700	\$107,663
Materials and Supplies					
1101123200-5310000	Supplies and Materials	2,369	1,729	2,000	1,233
	Total Materials and Supplies	\$2,369	\$1,729	\$2,000	\$1,233
Other Services and Charges					
1101123200-5496100	Travel	738	250	0	0
	Total Other Services and Charges	\$738	\$250	\$0	\$0
	Total Expenditures	\$166,485	\$168,730	\$168,700	\$108,896

Justice Court #2 Budgeted Positions	2009	2010	2011
Justice of the Peace	60,633	60,633	60,633
Senior Deputy Court Clerk	34,017	34,017	34,017
Deputy Court Clerk	28,617	28,617	28,617
Total Budgeted Positions	\$123,267	\$123,267	\$123,267

Justice of the Peace No. 3
Honorable Sonny James
LaMarque

Number of Full-Time Employees (including Judge): 6

Number of Part-Time Employees: 0

Justice of the Peace No. 3

YEAR	REVENUE	EXPENSES	GAIN/LOSS
FY2004	\$414,593	\$176,216	\$238,377
FY2005	\$690,949	\$1,491,631	-\$800,682
FY2006	\$649,476	\$208,292	\$441,184
FY2007	\$1,061,600	\$218,490	\$843,110
FY2008	\$885,855	\$234,142	\$651,713
FY2009	\$846,858	\$242,084	\$604,774
FY2010	\$835,015	\$276,912	\$558,103
TOTAL	\$5,384,346	\$2,847,767	\$2,536,579

Note: Revenues include all monies collected by the J.P. court.

DEPARTMENT WORKLOAD
CASE RELATED FILINGS

Case Data	Misd. Traffic	Misd. Traffic	Misd. Non-Traffic	Misd. Non-Traffic	Small Claims	Small Claims	Evictions	Evictions	Other Civil	Other Civil
	FILED	DISPOSED	FILED	DISPOSED	FILED	DISPOSED	FILED	DISPOSED	FILED	DISPOSED
JP 3										
FY2004	8192	6077	761	571	178	119	310	278	22	10
FY2005	6278	4005	440	245	114	91	281	257	16	9
FY2006	7713	4416	387	225	172	112	291	287	32	16
FY2007	7579	7814	213	1669	74	1731	429	295	140	166
FY2008	5660	5366	839	663	94	83	368	345	28	464
FY2009	6128	6841	274	2312	97	92	436	436	114	97
FY2010	3948	3675	116	856	91	90	338	338	61	78
FY2011 10.5 months	3004	3460	82	262	45	46	234	263	41	44
TOTALS	48,502	41,654	3,112	6,803	865	2,364	2,687	2,499	454	884

NOTE: Information is based solely on filings and dispositions reported through the JP case management system. This information may not reflect all actions taken on any particular case, or group of cases.

DEPARTMENT WORKLOAD
OTHER COURT BUSINESS

JP3	FAIL ATND	CURFEW VIOL.	REF. DELO. COND.	JUVENILE CONTEMPT/ FINE	PARENT CONTRIB	PEACE BOND	A & B MISD	FELONY	EXAM TRIAL	DL SUSP HEAR.	WARR ISSUED	MAG. WARN	EMER. PROT. ORDER
FY2004	178					1	316	394			679		
FY2005	272						353	223			661		3
FY2006	145					5	429	202			482		
FY2007	129					1	360	199			1167		2
FY2008	441						658	218			876		8
FY2009	173						163	113			4444		1
FY2010	96						145	137		1	3397		3
FY2011 10.5 MTHS.	286						116	97			2156		
TOTALS													

NOTE: Columns left blank are not an indication that no work of that type was performed by the J.P. Office. It simply means the activity is not required reporting and was not tracked by this particular court.

GALVESTON COUNTY, TEXAS
 SCHEDULE OF ACTUAL EXPENDITURES AND BUDGETED POSITIONS FOR JUSTICE COURT #3
 FOR THE PERIOD OF OCTOBER 1, 2008 THROUGH MAY 31, 2011

Account Number	Description of Account	2009 Actual Expenditures	2010 Actual Expenditures	2011 Amended Budget	2011 Actual Expenditures as of 05/31/2011
Personal Services					
1101123300-5100000	Salaries	173,324	200,078	201,700	128,291
1101123300-5130000	Overtime	233	0	0	0
1101123300-5151000	Group Health Insurance	27,713	31,742	35,500	17,888
1101123300-5152102	Medicare	2,590	2,929	3,200	1,887
1101123300-5153000	Pension	17,399	19,688	19,100	12,045
1101123300-5154000	Alternate Plan	15,435	17,537	17,000	11,245
	Total Personal Services	\$236,694	\$271,974	\$276,500	\$171,356
Materials and Supplies					
1101123300-5310000	Supplies and Materials	2,015	1,388	2,000	336
1101123300-5310001	Department Supplies Non-Capitalized	0	102	0	28
	Total Materials and Supplies	\$2,015	\$1,490	\$2,000	\$364
Other Services and Charges					
1101123300-5495100	Education	950	700	800	0
1101123300-5496100	Travel	2,371	1,673	1,200	548
1101123300-5496301	Auto Mileage	54	0	800	0
1101123300-5498000	Membership/Dues	0	75	200	0
	Total Other Services and Charges	\$3,375	\$2,448	\$3,000	\$548
	Total Expenditures	\$242,084	\$275,912	\$281,500	\$172,268

Justice Court #3 Budgeted Positions	2009	2010	2011
Justice of the Peace	60,633	60,633	60,633
Senior Deputy Court Clerk	30,066	30,066	30,066
Deputy Court Clerk	27,238	27,238	27,238
Deputy Court Clerk	27,238	27,238	27,238
Deputy Court Clerk	27,238	27,238	27,238
Deputy Court Clerk	27,238	27,238	27,238
Total Budgeted Positions	\$199,651	\$199,651	\$199,651

**Justice of the Peace No. 4
Honorable Michael Nelson
Galveston**

Number of Full-Time Employees (including Judge): 6

Number of Part-Time Employees: 0

Justice of the Peace No. 4

YEAR	REVENUE	EXPENSES	GAIN/LOSS
FY2004	\$778,726	\$225,944	\$552,782
FY2005	\$541,770	\$235,905	\$305,865
FY2006	\$592,180	\$233,777	\$358,403
FY2007	\$857,658	\$251,931	\$605,727
FY2008	\$727,741	\$281,391	\$446,350
FY2009	\$676,565	\$268,038	\$408,527
FY2010	\$648,429	\$297,858	\$350,571
TOTAL	\$4,823,069	\$1,794,844	\$3,028,225

Note: Revenues include all monies collected by the J.P. court.

DEPARTMENT WORKLOAD
CASE RELATED FILINGS

Case Data	Misd. Traffic	Misd. Traffic	Misd. Non-Traffic	Misd. Non-Traffic	Small Claims	Small Claims	Evictions	Evictions	Other Civil	Other Civil
	FILED	DISPOSED	FILED	DISPOSED	FILED	DISPOSED	FILED	DISPOSED	FILED	DISPOSED
JP 4										
FY2004	7570	5417	1313	956	3	2	43	39	502	320
FY2005	4219	3802	524	437	18	13	118	112	357	314
FY2006	4447	4974	668	798	10	9	130	127	200	186
FY2007	4963	5373	563	731	54	37	142	124	173	133
FY2008	4718	4287	619	759	69	69	14	134	286	304
FY2009	3143	3348	1461	991	100	82	210	214	284	254
FY2010	2238	2551	1812	1064	63	69	163	157	256	254
FY2011 10.5 months	2489	2484	1881	1432	56	61	145	148	167	202
TOTALS	33,787	32,236	8,841	7,168	373	342	965	1,055	2,225	1,967

NOTE: Information is based solely on filings and dispositions reported through the JP case management system. This information may not reflect all actions taken on any particular case, or group of cases.

DEPARTMENT WORKLOAD
OTHER COURT BUSINESS

JP4	FAIL ATND	CURFEW VIOL.	REF. DELQ. COND.	JUVENILE CONTEMPT/ FINE	PARENT CONTRIB	PEACE BOND	A & B MISD	FELONY	EXAM TRIAL	DL SUSP HEAR.	WARR ISSUED	MAG. WARN	EMER. PROT. ORDER
FY2004	189				20		673	115		56	4573		
FY2005	286	15			78		863	266		25	1837		
FY2006	53				186		816	279			880	145	
FY2007	50				100		857	277			898	35	
FY2008	36				55		929	326			2715		
FY2009	41				50		863	335			2714		
FY2010	76				124		787	271			1902		
FY2011 10.5 MTHS.	161				113		649	243			1737		
TOTALS													

NOTE: Columns left blank are not an indication that no work of that type was performed by the J.P. Office. It simply means the activity is not required reporting and was not tracked by this particular court.

GALVESTON COUNTY, TEXAS
 SCHEDULE OF ACTUAL EXPENDITURES AND BUDGETED POSITIONS FOR JUSTICE COURT #4
 FOR THE PERIOD OF OCTOBER 1, 2008 THROUGH MAY 31, 2011

Account Number	Description of Account	2009 Actual Expenditures	2010 Actual Expenditures	2011 Amended Budget	2011 Actual Expenditures as of 05/31/2011
Personal Services					
1101123400-5100000	Salaries	193,678	211,240	213,500	135,042
1101123400-5120001	Temporary Help	0	0	0	0
1101123400-5130000	Overtime	0	0	0	0
1101123400-5151000	Group Health Insurance	31,766	35,870	35,500	23,646
1101123400-5152102	Medicare	2,837	3,145	3,400	1,978
1101123400-5153000	Pension	19,058	21,119	20,300	12,673
1101123400-5154000	Alternate Plan	16,976	18,813	18,000	11,836
	Total Personal Services	\$264,315	\$290,187	\$290,700	\$185,175
Materials and Supplies					
1101123400-5310000	Supplies and Materials	2,275	2,165	2,500	803
1101123400-5310001	Department Supplies Non-Capitalized	0	0	0	176
	Total Materials and Supplies	\$2,275	\$2,165	\$2,500	\$979
Other Services and Charges					
1101223400-5495100	Education	1,448	5,507	800	0
1101123400-5496100	Travel	0	0	100	180
1101223400-5496301	Auto Mileage	0	0	100	410
	Total Other Services and Charges	\$1,448	\$5,507	\$1,000	\$590
	Total Expenditures	\$268,038	\$297,859	\$294,200	\$186,744

Justice Court #4 Budgeted Positions	2009	2010	2011
Justice of the Peace	60,633	60,633	60,633
Senior Deputy Court Clerk	34,017	34,017	34,017
Deputy Court Clerk	30,818	30,818	27,238
Deputy Court Clerk	29,333	29,333	29,333
Deputy Court Clerk	28,617	28,617	28,617
Deputy Court Clerk	27,919	27,919	27,919
Total Budgeted Positions	\$211,337	\$211,337	\$207,757

Justice of the Peace No. 5
Honorable Darrell Apffel
Texas City

Number of Full-Time Employees (including Judge): 5

Number of Part-Time Employees: 0

Justice of the Peace No. 5

YEAR	REVENUE	EXPENSES	GAIN/LOSS
FY2004	\$449,910	\$156,590	\$293,320
FY2005	\$357,722	\$172,517	\$185,205
FY2006	\$431,023	\$209,021	\$222,002
FY2007	\$621,302	\$218,711	\$402,591
FY2008	\$641,698	\$240,880	\$400,818
FY2009	\$658,059	\$234,760	\$423,299
FY2010	\$580,896	\$257,607	\$323,289
TOTAL	\$3,740,610	\$1,490,086	\$2,250,524

Note: Revenues include all monies collected by the J.P. court.

DEPARTMENT WORKLOAD
CASE RELATED FILINGS

Case Data	Misd. Traffic	Misd. Traffic	Misd. Non-Traffic	Misd. Non-Traffic	Small Claims	Small Claims	Evictions	Evictions	Evictions	Other Civil	Other Civil
	FILED	DISPOSED	FILED	DISPOSED	FILED	DISPOSED	FILED	DISPOSED	FILED	FILED	DISPOSED
FY2004	2877	2096	1806	1248	43	17	563	497	276	195	
FY2005	2992	2064	908	432	2	21	390	405	206	160	
FY2006	1988	1692	2467	1481	65	32	411	393	137	119	
FY2007	3615	2578	1329	1117	83	83	413	393	203	332	
FY2008	3536	2634	1054	1058	103	93	434	434	378	355	
FY2009	3049	2701	934	2318	155	130	422	426	326	270	
FY2010	2580	2246	1167	946	85	102	411	408	197	292	
FY2011 10.5 months	1830	1803	844	530	79	76	387	381	187	169	
TOTALS	22,467	17,814	10,509	9,130	615	554	3,431	3,337	1,910	1,892	

NOTE: Information is based solely on filings and dispositions reported through the JP case management system. This information may not reflect all actions taken on any particular case, or group of cases.

DEPARTMENT WORKLOAD
OTHER COURT BUSINESS

JPS	FAIL ATND	CURFEW VIOL.	REF. DELO. COND.	JUVENILE CONTEMPT/ FINE	PARENT CONTRIB	PEACE BOND	A & B MISD	FELONY	EXAM TRIAL	DL SUSP HEAR.	WARR ISSUED	MAG. WARN	EMER. PROT. ORDER
FY2004	39	1					1266	459		19	1815		
FY2005	116				1		1284	459		50	581		
FY2006	337				42		1271	618		53	552		
FY2007	199	1			32		1511	648		50	1480		
FY2008	207		1	3	56		1623	585		51	1695		
FY2009	182		5	10	69		1889	582		42	2331		
FY2010	286				25		2033	650		172	1845		
FY2011	110				16		1333	498		170	1539		
10.5 MTHS.													
TOTALS													

NOTE: Columns left blank are not an indication that no work of that type was performed by the J.P. Office. It simply means the activity is not required reporting and was not tracked by this particular court.

GALVESTON COUNTY, TEXAS
 SCHEDULE OF ACTUAL EXPENDITURES AND BUDGETED POSITIONS FOR JUSTICE COURT #5
 FOR THE PERIOD OF OCTOBER 1, 2008 THROUGH MAY 31, 2011

Account Number	Description of Account	2009 Actual Expenditures	2010 Actual Expenditures	2011 Amended Budget	2011 Actual Expenditures as of 05/31/2011
Personal Services					
1101123500-5100000	Salaries	171,652	187,471	188,700	121,423
1101123500-5151000	Group Health Insurance	25,788	30,294	29,600	19,705
1101123500-5152102	Medicare	2,525	2,745	3,000	1,778
1101123500-5153000	Pension	16,970	18,447	17,900	11,395
1101123500-5154000	Alternate Plan	15,116	16,432	15,900	10,643
	Total Personal Services	\$232,051	\$255,389	\$255,100	\$164,944
Materials and Supplies					
1101123500-5310000	Supplies and Materials	1,569	1,518	1,500	581
	Total Materials and Supplies	\$1,569	\$1,518	\$1,500	\$581
Other Services and Charges					
1101123500-5495100	Education	1,140	700	600	100
	Total Other Services and Charges	\$1,140	\$700	\$600	\$100
	Total Expenditures	\$234,760	\$257,607	\$257,200	\$165,625

Justice Court #5 Budgeted Positions	2009	2010	2011
Justice of the Peace	60,633	60,633	60,633
Senior Deputy Court Clerk	35,739	35,739	35,739
Deputy Court Clerk	32,378	32,378	32,378
Deputy Court Clerk	30,818	30,818	30,818
Deputy Court Clerk	27,238	27,238	27,238
Total Budgeted Positions	\$186,806	\$186,806	\$186,806

Justice of the Peace No. 6
Honorable Pat Vondra
Galveston

Number of Full-Time Employees (including Judge): 5

Number of Part-Time Employees: 0

Justice of the Peace No. 6

YEAR	REVENUE	EXPENSES	GAIN/LOSS
FY2004	\$787,519	\$169,714	\$617,805
FY2005	\$829,335	\$200,345	\$628,990
FY2006	\$873,221	\$208,817	\$664,404
FY2007	\$803,859	\$213,037	\$590,822
FY2008	\$963,666	\$256,318	\$707,348
FY2009	\$884,376	\$294,747	\$589,629
FY2010	\$902,674	\$315,133	\$587,541
TOTAL	\$6,044,650	\$1,658,111	\$4,386,539

Note: Revenues include all monies collected by the J.P. court.

DEPARTMENT WORKLOAD
CASE RELATED FILINGS

Case Data	Misd. Traffic	Misd. Traffic	Misd. Non-Traffic	Misd. Non-Traffic	Misd. Non-Traffic	Small Claims	Small Claims	Evictions	Evictions	Evictions	Other Civil	Other Civil
	FILED	DISPOSED	FILED	DISPOSED	FILED	DISPOSED	FILED	DISPOSED	FILED	DISPOSED	FILED	DISPOSED
JP 6												
FY2004	6290	4955	4340	4442	16	13	21	19	6	7		
FY2005	5426	4639	3949	3389	9	5	30	31	11	13		
FY2006	4365	4088	3472	3371	11	14	24	23	3	1		
FY2007	3852	3787	2491	2677	24	15	35	33	8	8		
FY2008	3939	4504	2761	4626	17	24	26	25	8	8		
FY2009	1842	2490	804	1487	9	6	9	10	8	4		
FY2010	1343	1676	1735	2194	15	16	10	9	3	9		
FY2011 10.5 months	1158	1490	1543	2401	17	17	2	2	1	2		
TOTALS	28,215	27,629	21,095	24,587	118	110	157	152	48	52		

NOTE: Information is based solely on filings and dispositions reported through the JP case management system. This information may not reflect all actions taken on any particular case, or group of cases.

DEPARTMENT WORKLOAD
OTHER COURT BUSINESS

JP6	FAIL ATND	CURFEW VIOL.	REF. DELQ. COND.	JUVENILE CONTEMPT/ FINE	PARENT CONTRIB	PEACE BOND	A & B MISD	FELONY	EXAM TRIAL	DL SUSP HEAR.	WARR ISSUED	MAG. WARN	EMER. PROT. ORDER
FY2004	1						301	76			429		
FY2005							243	62			221		
FY2006							203	64			102		
FY2007							237	60			76		
FY2008							196	52		1	109		
FY2009							69	16			25		
FY2010							55	16			112		
FY2011							45	22		1	53		
10.5 MTHS.													
TOTALS													

NOTE: Columns left blank are not an indication that no work of that type was performed by the J.P. Office. It simply means the activity is not required reporting and was not tracked by this particular court.

GALVESTON COUNTY, TEXAS
 SCHEDULE OF ACTUAL EXPENDITURES FOR JUSTICE COURT #6
 FOR THE PERIOD OF OCTOBER 1, 2008 THROUGH MAY 31, 2011

Account Number	Description of Account	2009 Actual Expenditures	2010 Actual Expenditures	2011 Amended Budget	2011 Actual Expenditures as of 05/31/2011
Personal Services					
1101123900-5100000	Salaries	151,611	152,004	178,200	96,932
1101123900-5151000	Group Health Insurance	19,976	22,545	29,600	15,764
1101123900-5152102	Medicare	2,364	2,271	2,800	1,437
1101123900-5153000	Pension	15,688	15,072	16,900	9,096
1101123900-5154000	Alternate Plan	13,974	13,425	15,000	8,496
1101123900-5154112	Alternate Plan - OBRA 90	0	0	0	0
	Total Personal Services	\$203,613	\$205,317	\$242,500	\$131,725
Materials and Supplies					
1101123900-5310000	Supplies and Materials	973	1,128	2,000	198
	Total Materials and Supplies	\$973	\$1,128	\$2,000	\$198
Other Services and Charges					
1101123900-5495100	Education	787	797	800	451
	Total Other Services and Charges	\$787	\$797	\$800	\$451
	Total Expenditures	\$205,373	\$207,242	\$245,300	\$132,374

Justice Court #6 Budgeted Positions	2009	2010	2011
Justice of the Peace	60,632	60,632	60,632
Senior Deputy Court Clerk	34,017	34,017	34,017
Deputy Court Clerk	27,238	27,238	27,238
Deputy Court Clerk	27,238	27,238	27,238
Deputy Court Clerk	27,238	27,238	27,238
Total Budgeted Positions	\$176,363	\$176,363	\$176,363

Justice of the Peace No. 7
Honorable Mark Foster
Bacliff

Number of Full-Time Employees (including Judge): 5

Number of Part-Time Employees: 0

Justice of the Peace No. 7

YEAR	REVENUE	EXPENSES	GAIN/LOSS
FY2004	\$446,723	\$192,563	\$254,160
FY2005	\$422,013	\$203,589	\$218,424
FY2006	\$456,873	\$203,273	\$253,600
FY2007	\$587,455	\$217,694	\$369,761
FY2008	\$520,590	\$236,694	\$283,896
FY2009	\$590,389	\$247,437	\$342,952
FY2010	\$560,514	\$252,115	\$308,399
TOTAL	\$3,584,557	\$1,553,365	\$2,031,192

Note: Revenues include all monies collected by the J.P. court.

DEPARTMENT WORKLOAD
CASE RELATED FILINGS

Case Data	Misd. Traffic	Misd. Traffic	Misd. Non-Traffic	Misd. Non-Traffic	Misd. Non-Traffic	Small Claims	Small Claims	Evictions	Evictions	Other Civil	Other Civil
	FILED	DISPOSED	FILED	DISPOSED	FILED	FILED	DISPOSED	FILED	DISPOSED	FILED	DISPOSED
JP 7											
FY2004	4890	2815	1506	1120	236	214	547	548	39	30	
FY2005	5073	3468	224	445	203	170	592	563	52	45	
FY2006	4870	4043	276	391	180	161	602	602	87	51	
FY2007	4084	4752	227	699	152	137	521	495	204	148	
FY2008	4059	3369	144	251	141	195	649	630	223	179	
FY2009	4946	4051	61	240	127	124	622	625	241	174	
FY2010	3289	4238	923	726	108	107	642	629	245	236	
FY2011 10.5 months	2077	2194	2348	1382	103	117	636	611	209	217	
TOTALS	33,288	28,930	5,709	5,254	1,250	1,225	4,811	4,703	1,300	1,080	

NOTE: Information is based solely on filings and dispositions reported through the JP case management system. This information may not reflect all actions taken on any particular case, or group of cases.

DEPARTMENT WORKLOAD
OTHER COURT BUSINESS

JP7	FAIL ATND	CURFEW VIOL.	REF. DELQ. COND.	JUVENILE CONTEMPT/ FINE	PARENT CONTRIB	PEACE BOND	A & B MISD	FELONY	EXAM TRIAL	DL SUSP HEAR.	WARR ISSUED	MAG. WARN	EMER. PROT. ORDER
FY2004	230				7		1062	342			1292		
FY2005	701						1214	357			718		
FY2006	659						1073	301			669		
FY2007	466						1077	304			597		
FY2008	654					2	681	321			601		
FY2009	734				1		596	298			784		
FY2010	713	3			49	1	777	333			1084		
FY2011	185	1			114		685	302			860		
10.5 MTHS.													
TOTALS													

NOTE: Columns left blank are not an indication that no work of that type was performed by the J.P. Office. It simply means the activity is not required reporting and was not tracked by this particular court.

GALVESTON COUNTY, TEXAS
 SCHEDULE OF ACTUAL EXPENDITURES AND BUDGETED POSITIONS FOR JUSTICE COURT #7
 FOR THE PERIOD OF OCTOBER 1, 2008 THROUGH MAY 31, 2011

Account Number	Description of Account	2009 Actual Expenditures	2010 Actual Expenditures	2011 Amended Budget	2011 Actual Expenditures as of 05/31/2011
Personal Services					
1101123700-5100000	Salaries	178,472	180,882	183,100	116,432
1101123700-5151000	Group Health Insurance	28,870	30,294	29,600	19,659
1101123700-5152102	Medicare	2,628	2,665	2,900	1,710
1101123700-5153000	Pension	17,561	17,799	17,400	10,930
1101123700-5154000	Alternate Plan	15,643	15,854	15,400	10,205
	Total Personal Services	\$243,174	\$247,494	\$248,400	\$158,936
Materials and Supplies					
1101123700-5310000	Supplies and Materials	4,263	4,621	5,000	1,548
	Total Materials and Supplies	\$4,263	\$4,621	\$5,000	\$1,548
Other Services and Charges					
1101123700-5495100	Education	0	0	1,100	426
1101123700-5496100	Travel	0	0	0	211
1101123700-5496301	Auto Mileage	0	0	0	342
	Total Other Services and Charges	\$0	\$0	\$1,100	\$979
	Total Expenditures	\$247,437	\$252,115	\$254,500	\$161,463

Justice Court #7 Budgeted Positions	2009	2010	2011
Justice of the Peace	60,632	60,632	60,632
Senior Deputy Court Clerk	33,187	33,187	33,187
Deputy Court Clerk	30,818	30,818	30,818
Deputy Court Clerk	29,333	29,333	29,333
Deputy Court Clerk	27,238	27,238	27,238
Total Budgeted Positions	\$181,208	\$181,208	\$181,208

Justice of the Peace No. 8-1
Honorable Kathleen McCumber
League City

Number of Full-Time Employees (including Judge): 7

Number of Part-Time Employees: 0

Justice of the Peace No. 8-1

YEAR	REVENUE	EXPENSES	GAIN/LOSS
FY2004	\$478,874	\$215,513	\$263,361
FY2005	\$395,675	\$200,978	\$194,697
FY2006	\$647,307	\$205,796	\$441,511
FY2007	\$1,057,824	\$236,769	\$821,055
FY2008	\$963,666	\$256,318	\$707,348
FY2009	\$884,376	\$294,747	\$589,629
FY2010	\$902,674	\$315,133	\$587,541
TOTAL	\$5,330,396	\$1,725,254	\$3,605,142

Note: Revenues include all monies collected by the J.P. court.

DEPARTMENT WORKLOAD
CASE RELATED FILINGS

Case Data	Misd. Traffic	Misd. Traffic	Misd. Non-Traffic	Misd. Non-Traffic	Small Claims	Small Claims	Evictions	Evictions	Other Civil	Other Civil
	FILED	DISPOSED	FILED	DISPOSED	FILED	DISPOSED	FILED	DISPOSED	FILED	DISPOSED
JP 8-1										
FY2004	3177	3140	1147	1205	229	219	411	408	43	30
FY2005	3438	2660	989	408	188	197	367	324	89	57
FY2006	5984	4313	1455	468	145	120	463	442	117	75
FY2007	4435	4917	1092	841	152	176	369	369	149	134
FY2008	3262	3689	1473	1120	138	166	377	369	243	193
FY2009	2101	1971	2449	2219	213	146	360	356	144	189
FY2010	2068	2093	2930	2468	171	200	368	353	161	149
FY2011 10.5 months	1484	1600	2107	2392	143	148	303	274	176	156
TOTALS	25,949	24,383	13,642	11,121	1,379	1,372	3,018	2,895	1,122	983

NOTE: Information is based solely on filings and dispositions reported through the JP case management system. This information may not reflect all actions taken on any particular case, or group of cases.

DEPARTMENT WORKLOAD
OTHER COURT BUSINESS

JP8-1	FAIL ATND	CURFEW VIOL.	REF. DELQ. COND.	JUVENILE CONTEMPT/ FINE	PARENT CONTRIB	PEACE BOND	A & B MISD	FELONY	EXAM TRIAL	DL SUSP HEAR.	WARR ISSUED	MAG. WARN	EMER. PROT. ORDER
FY2004	66				40		1257	443			2975		
FY2005	219				181		1209	456			2391		
FY2006	215		3	1	195	1	1273	470			3052		
FY2007	462				285	1	1438	447		1	3196		
FY2008	249		2		152		1266	432		1	2274		
FY2009	358				173		1642	513			2571		
FY2010	430				161		1416	505			2676		
FY2011 10.5 MTHS.	261				104		1201	444			2319		
TOTALS													

NOTE: Columns left blank are not an indication that no work of that type was performed by the J.P. Office. It simply means the activity is not required reporting and was not tracked by this particular court.

GALVESTON COUNTY, TEXAS
 SCHEDULE OF ACTUAL EXPENDITURES AND BUDGETED POSITIONS FOR JUSTICE COURT #8-1
 FOR THE PERIOD OF OCTOBER 1, 2008 THROUGH MAY 31, 2011

Account Number	Description of Account	2009 Actual Expenditures	2010 Actual Expenditures	2011 Amended Budget	2011 Actual Expenditures as of 05/31/2011
Personal Services					
1101123600-5100000	Salaries	209,542	223,358	231,000	146,181
1101123600-5151000	Group Health Insurance	37,782	42,170	41,500	27,586
1101123600-5152102	Medicare	3,052	3,254	3,600	2,129
1101123600-5153000	Pension	20,619	21,979	22,000	13,719
1101123600-5154000	Alternate Plan	17,992	19,193	19,500	12,563
	Total Personal Services	\$288,987	\$309,954	\$317,600	\$202,178
Materials and Supplies					
1101123600-5310000	Supplies and Materials	4,516	3,805	3,000	2,045
1101123600-5317000	Books and Periodicals	203	0	0	0
	Total Materials and Supplies	\$4,719	\$3,805	\$3,000	\$2,045
Other Services and Charges					
1101123600-5495100	Education	100	950	1,000	600
1101123600-5496100	Travel	653	199	600	243
1101123600-5496301	Auto Mileage	288	225	300	199
	Total Other Services and Charges	\$1,041	\$1,374	\$1,900	\$1,042
	Total Expenditures	\$294,747	\$315,133	\$322,500	\$205,265

Justice Court #8-1 Budgeted Positions	2009	2010	2011
Justice of the Peace	60,633	60,633	60,633
Senior Deputy Court Clerk	34,867	34,867	34,867
Senior Deputy Court Clerk	30,066	30,066	30,066
Deputy Court Clerk	31,588	31,588	31,588
Deputy Court Clerk	27,238	27,238	27,238
Deputy Court Clerk	27,238	27,238	27,238
Part-time Deputy Clerk	17,008	17,008	17,008
Total Budgeted Positions	\$228,638	\$228,638	\$228,638

Justice of the Peace No. 8-2

Honorable James Woltz

Friendswood

Number of Full-Time Employees (including Judge): 3

Number of Part-Time Employees: 0

Justice of the Peace No. 8-2

YEAR	REVENUE	EXPENSES	GAIN/LOSS
FY2004	\$0	\$0	\$0
FY2005	\$0	\$0	\$0
FY2006	\$0	\$0	\$0
FY2007	\$0	\$0	\$0
FY2008	\$963,666	\$256,318	\$707,348
FY2009	\$884,376	\$294,747	\$589,629
FY2010	\$902,674	\$315,133	\$587,541
TOTAL	\$2,750,716	\$866,198	\$1,884,518

Note: Revenues include all monies collected by the J.P. court.

DEPARTMENT WORKLOAD
CASE RELATED FILINGS

Case Data	Misd. Traffic	Misd. Traffic	Misd. Non-Traffic	Misd. Non-Traffic	Small Claims	Small Claims	Evictions	Evictions	Other Civil	Other Civil
	FILED	DISPOSED	FILED	DISPOSED	FILED	DISPOSED	FILED	DISPOSED	FILED	DISPOSED
JP 8-2										
FY2004	562	430	1031	389	62	34	48	37	122	66
FY2005	219	300	691	252	120	269	102	24	68	31
FY2006	726	486	456	258	76	36	69	27	156	74
FY2007	354	539	545	520	68	44	114	59	224	93
FY2008	424	799	493	1059	38	19	80	45	486	209
FY2009	224	303	457	502	50	38	75	53	380	282
FY2010	138	341	387	1044	56	63	89	75	126	207
FY2011 10.5 months	152	205	292	483	34	28	54	48	87	161
TOTALS	2,799	3,403	4,352	4,507	504	531	631	368	1,649	1,123

NOTE: Information is based solely on filings and dispositions reported through the JP case management system. This information may not reflect all actions taken on any particular case, or group of cases.

DEPARTMENT WORKLOAD
OTHER COURT BUSINESS

	FAIL ATND	CURFEW VIOL.	REF. DELQ. COND.	JUVENILE CONTEMPT/ FINE	PARENT CONTRIB	PEACE BOND	A & B MISD	FELONY	EXAM TRIAL	DL SUSP HEAR.	WARR ISSUED	MAG. WARN	EMER. PROT. ORDER
JP8-2													
FY2004							96	53			1334		
FY2005							51	52			784		
FY2006							50	10		1	489		
FY2007	29						53	16			693		
FY2008	116						51	19			433		
FY2009	91						44	23		2	350		
FY2010	57						31	34		2	344		
FY2011													
10.5 MTHS.	50						36	22		1	597		
TOTALS													

NOTE: Columns left blank are not an indication that no work of that type was performed by the J.P. Office. It simply means the activity is not required reporting and was not tracked by this particular court.

GALVESTON COUNTY, TEXAS
 SCHEDULE OF ACTUAL EXPENDITURES AND BUDGETED POSITIONS FOR JUSTICE COURT #8-2
 FOR THE PERIOD OF OCTOBER 1, 2008 THROUGH MAY 31, 2011

Account Number	Description of Account	2009 Actual Expenditures	2010 Actual Expenditures	2011 Amended Budget	2011 Actual Expenditures as of 05/31/2011
Personal Services					
1101123800-5100000	Salaries	123,757	125,949	126,800	80,137
1101123800-5151000	Group Health Insurance	17,322	18,176	17,800	11,368
1101123800-5152102	Medicare	937	957	2,000	595
1101123800-5153000	Pension	12,178	12,393	12,100	7,524
1101123800-5154000	Alternate Plan	10,847	11,040	10,700	7,024
1101123800-5154112	Alternate Plan - OBRA 90	0	0	0	0
	Total Personal Services	\$165,041	\$168,515	\$169,400	\$106,648
Materials and Supplies					
1101123800-5310000	Supplies and Materials	1,982	1,200	950	578
	Total Materials and Supplies	\$1,982	\$1,200	\$950	\$578
Other Services and Charges					
1101123800-5426250	Rent Office Space	29,537	29,537	31,000	23,274
1101123800-5495100	Education	765	521	300	543
1101123800-5496100	Travel	336	0	450	224
1101123800-5496301	Auto Mileage	0	0	300	0
	Total Other Services and Charges	\$30,638	\$30,058	\$32,050	\$24,041
	Total Expenditures	\$197,661	\$199,773	\$202,400	\$131,267

Justice Court #8-2 Budgeted Positions	2009	2010	2011
Justice of the Peace	60,632	60,632	60,632
Senior Deputy Court Clerk	34,017	34,017	34,017
Senior Deputy Court Clerk	30,818	30,818	27,238
Total Budgeted Positions	\$125,467	\$125,467	\$121,887

Essential Functions of Deputy

Chief Deputy Constable: Provides assistance and responds to inquiries from the general public; supervises deputy constables; serves civil process papers, including citations, summons, subpoenas, writs, forcible detainers, restraining orders and protective orders; serves misdemeanor and felony warrants; makes arrests of individuals on-site and upon court order; provides law enforcement assistance to other agencies in felony arrests; first responder for emergency and/or disaster; review civil papers and warrants for proper and complete information; supervises juveniles performing community service under court order; transfer prisoners to and from County jail; respond to local law enforcement departments for service on civil matters; conduct basic narcotic investigations; provide assistance to citizens with disabled vehicles or where other danger present; patrol assigned precinct; maintain precinct building security; maintain court room security; perform bailiff duties for Justice of the Peace; provide on the job instruction and training for department employees; prepare employee performance evaluations; assist in design and implementation of departmental policies and safety regulations; resolve employee complaints/concerns; resolve civilian complaints/concerns; handles any necessary employee discipline; assist local schools and civic organizations, as needed; communicates with law enforcement related agencies, and; other duties as assigned.

*Position requires the ability to meet current requirements of the Peace Officer License from Texas Commission of Law Enforcement Officers Standards and Education.

Deputy Constable: Provides assistance and responds to inquiries from the general public; serves civil process papers, including citations, summons, subpoenas, writs, forcible detainers, restraining orders and protective orders; serves misdemeanor and felony warrants; makes arrests of individuals on-site and upon court order; provides law enforcement assistance to other agencies in felony arrests; first responder for emergency and/or disaster; review civil papers and warrants for proper and complete information; transfer prisoners to and from County jail; respond to local law enforcement departments for service on civil matters; provide assistance to citizens with disabled vehicles or where other danger present; patrol assigned precinct; maintain precinct building security; maintain court room security; perform bailiff duties for Justice of the Peace; assist with community school zone crossing; enforce traffic laws within school zones; patrol school zones to insure safety and prevent criminal activity during school hours; escort Tax Office personnel on daily bank deposits; communicates with law enforcement related agencies, and; other duties as assigned.

*Position requires the ability to meet current requirements of the Peace Officer License from Texas Commission of Law Enforcement Officers Standards and Education.

Auto Crimes Officer:

Provides assistance and responds to inquiries from the general public; works with law enforcement agencies to develop and implement policies and department procedures designed to deter auto crimes; serves civil process papers, including citations, summons, subpoenas, writs, forcible detainers, restraining orders and protective orders; serves misdemeanor and felony warrants; makes arrests of individuals on-site and upon court order; provides law enforcement assistance to other agencies in felony arrests; first responder for emergency and/or disaster; review civil papers and warrants for proper and complete information; transfer prisoners to and from County jail; respond to local law enforcement departments for service on civil matters; provide assistance to citizens with disabled vehicles or where other danger present; patrol assigned precinct; maintain precinct building security; maintain court room security; perform bailiff duties for Justice of the Peace; assist with community school zone crossing; enforce traffic laws within school zones; patrol school zones to insure safety and prevent criminal activity during school hours; escort Tax Office personnel on daily bank deposits; communicates with law enforcement related agencies, and; other duties as assigned.

*Position requires the ability to meet current requirements of the Peace Officer License from Texas Commission of Law Enforcement Officers Standards and Education.

Compliance Officer:

Provides assistance and responds to inquiries from the general public; works with law enforcement agencies to develop and implement policies and department procedures designed to deter auto crimes; serves civil process papers, including citations, summons, subpoenas, writs, forcible detainers, restraining orders and protective orders; serves misdemeanor and felony warrants; makes arrests of individuals on-site and upon court order; provides law enforcement assistance to other agencies in felony arrests; first responder for emergency and/or disaster; review civil papers and warrants for proper and complete information; transfer prisoners to and from County jail; respond to local law enforcement departments for service on civil matters; provide assistance to citizens with disabled vehicles or where other danger present; patrol assigned precinct; maintain precinct building security; maintain court room security; perform bailiff duties for Justice of the Peace; assist with community school zone crossing; enforce traffic laws within school zones; patrol school zones to insure safety and prevent criminal activity during school hours; escort Tax Office personnel on daily bank deposits; communicates with law enforcement related agencies, and; other duties as assigned.

***Position requires the ability to meet current requirements of the Peace Officer License from Texas Commission of Law Enforcement Officers Standards and Education.**

Constable Clerk:

Provides assistance and responds to inquiries from the general public; handles incoming calls for the department; docket cases received from court; performs data entry for criminal and civil cases; prepares and reviews weekly and monthly reports of department administrative and service activities; performs duties of dispatcher to monitor field activities of deputy constables; receive and receipt monies collected by the department; prepare daily deposits; transport daily deposits; data entry; prepare monthly billings for services rendered by department on behalf of the Attorney General; prepare and submit required monthly reports; receive, review and distribute department mail; prepare and maintain department leave records; performs a variety of general clerical and administrative tasks; communicates with law enforcement related agencies, and; other duties as assigned.

Constable Asst. Clerk:

Provides assistance and responds to inquiries from the general public; handles incoming calls for the department; docket cases received from court; receive and receipt monies collected by the department; prepare daily deposits; transport daily deposits; data entry; distribute department mail; performs a variety of general clerical, and; administrative tasks; communicates with law enforcement related agencies, and; other duties as assigned.

GALVESTON COUNTY, TEXAS
SCHEDULE OF POSITIONS AND FRINGE BENEFITS - CONSTABLES
FOR THE FISCAL YEAR 2012

Constable Budgeted Positions	Constable	Constables		Group Health	Medicare	Pension	Alternate Plan	Auto Allowance	Total
		Salaries - Position	Salaries - Fiscal Year						
Constable	Precinct #1	54,569	55,115	5,916	854	5,302	4,834	12,000	84,021
Chief Deputy Constable	Precinct #1	41,446	41,860	5,916	649	4,027	3,671	12,000	109,569
Deputy Constable	Precinct #1	39,449	39,843	5,916	618	3,833	3,494	12,000	105,153
Deputy Constable	Precinct #1	28,617	28,903	5,916	448	2,780	2,535	6,000	75,199
Total Budgeted Positions	Precinct #1	\$164,081	\$165,721	\$23,664	\$2,569	\$15,942	\$14,534	\$42,000	\$373,942
						0			
Constable	Precinct #2	54,569	55,115	5,916	854	5,302	4,834	12,000	84,021
Chief Deputy Constable	Precinct #2	41,446	41,860	5,916	649	4,027	3,671	12,000	68,123
Deputy Constable	Precinct #2	39,449	39,843	5,916	618	3,833	3,494	12,000	65,704
Constable Clerk	Precinct #2	30,818	31,126	5,916	482	2,994	2,730	0	43,248
Total Budgeted Positions	Precinct #2	\$166,282	\$167,944	\$23,664	\$2,603	\$16,156	\$14,729	\$36,000	\$261,096
Constable	Precinct #3	54,569	55,115	5,916	854	5,302	4,834	12,000	84,021
Chief Deputy Constable	Precinct #3	41,446	41,860	5,916	649	4,027	3,671	12,000	68,123
Deputy Constable	Precinct #3	41,446	41,860	5,916	649	4,027	3,671	12,000	68,123
Deputy Constable	Precinct #3	37,548	37,923	5,916	588	3,648	3,326	12,000	63,401
Deputy Constable - Part-time	Precinct #3	18,774	18,962	5,916	294	1,824	1,663	6,000	34,659
Deputy Constable - Reserved	Precinct #3	1,481	1,496	0	23	0	20	0	1,539
Constable Clerk	Precinct #3	29,333	29,626	5,916	459	2,850	2,598	0	41,449
Total Budgeted Positions	Precinct #3	\$224,597	\$226,842	\$35,496	\$3,516	\$21,678	\$19,783	\$54,000	\$361,315
Constable	Precinct #4	54,570	55,116	5,916	854	5,302	4,834	12,000	84,022
Chief Deputy Constable	Precinct #4	41,446	41,860	5,916	649	4,027	3,671	12,000	68,123
Deputy Constable	Precinct #4	39,449	39,843	5,916	618	3,833	3,494	12,000	65,704
Deputy Constable - Part-time	Precinct #4	18,316	18,499	5,916	287	1,780	1,622	0	28,104
Deputy Constable - Part-time	Precinct #4	17,434	17,608	5,916	273	1,694	1,544	6,000	33,035
Total Budgeted Positions	Precinct #4	\$171,215	\$172,926	\$29,580	\$2,680	\$16,636	\$15,165	\$42,000	\$278,987
Constable	Precinct #5	54,569	55,115	5,916	854	5,302	4,834	12,000	84,021
Chief Deputy Constable	Precinct #5	41,446	41,860	5,916	649	4,027	3,671	12,000	68,123
Deputy Constable	Precinct #5	34,867	35,216	5,916	546	3,388	3,088	12,000	60,154
Deputy Constable	Precinct #5	34,867	35,216	5,916	546	3,388	3,088	12,000	60,154
Bailiff - Part-time	Precinct #5	2,725	2,752	0	43	265	241	0	3,301
Total Budgeted Positions	Precinct #5	\$168,474	\$170,159	\$23,664	\$2,637	\$16,370	\$14,922	\$48,000	\$275,752
Constable	Precinct #6	53,795	54,333	5,916	842	5,227	4,765	12,000	83,083
Chief Deputy Constable	Precinct #6	41,446	41,860	5,916	649	4,027	3,671	12,000	68,123
Deputy Constable	Precinct #6	37,548	37,923	5,916	588	3,648	3,326	12,000	63,401
Total Budgeted Positions	Precinct #6	\$132,789	\$134,116	\$17,748	\$2,079	\$12,902	\$11,762	\$36,000	\$214,607
Constable	Precinct #7	54,569	55,115	5,916	854	5,302	4,834	12,000	84,021
Chief Deputy Constable	Precinct #7	41,446	41,860	5,916	649	4,027	3,671	0	56,123
Deputy Constable	Precinct #7	36,632	36,998	5,916	573	3,559	3,245	0	50,291
Deputy Constable	Precinct #7	34,867	35,216	5,916	546	3,388	3,088	0	48,154
Deputy Constable	Precinct #7	34,867	35,216	5,916	546	3,388	3,088	0	48,154
Deputy Constable - Part-time	Precinct #7	18,316	18,499	0	287	1,780	1,622	6,000	28,188
Bailiff - Part-time	Precinct #7	23,487	23,722	5,916	368	2,282	2,080	0	34,368
Total Budgeted Positions	Precinct #7	\$244,184	\$246,626	\$35,496	\$3,823	\$23,726	\$21,628	\$18,000	\$349,299
Constable	Precinct #8	54,569	55,115	5,916	854	5,302	4,834	12,000	84,021
Chief Deputy Constable	Precinct #8	41,446	41,860	5,916	649	4,027	3,671	12,000	68,123
Deputy Constable	Precinct #8	37,548	37,923	5,916	588	3,648	3,326	12,000	63,401
Deputy Constable	Precinct #8	36,632	36,998	5,916	573	3,559	3,245	12,000	62,291
Deputy Constable	Precinct #8	36,632	36,998	5,916	573	3,559	3,245	12,000	62,291
Deputy Constable	Precinct #8	34,867	35,216	5,916	546	3,388	3,088	12,000	60,154
Deputy Constable	Precinct #8	34,867	35,216	5,916	546	3,388	3,088	12,000	60,154
Deputy Constable - Reserved	Precinct #8	1,481	1,496	0	23	0	20	0	1,539
Deputy Constable - Reserved	Precinct #8	1,481	1,496	0	23	0	20	0	1,539
Deputy Constable - Reserved	Precinct #8	1,481	1,496	0	23	0	20	0	1,539
Total Budgeted Positions	Precinct #8	\$281,004	\$283,814	\$41,412	\$4,399	\$26,871	\$24,557	\$84,000	\$465,053
Total		\$1,552,626	\$1,568,148	\$230,724	\$24,306	\$150,281	\$137,080	\$360,000	\$2,580,051

GALVESTON COUNTY, TEXAS
SCHEDULE OF RECOMMENDED BUDGET - CONSTABLES
FOR THE FISCAL YEAR 2012

Description of Account	2012 Constable #1 - Recommended Budget	2012 Constable #2 - Recommended Budget	2012 Constable #3- Recommended Budget	2012 Constable #4- Recommended Budget	2012 Constable #5- Recommended Budget	2012 Constable #6- Recommended Budget	2012 Constable #7- Recommended Budget	2012 Constable #8- Recommended Budget	2012 Constables Recommended Budget
Personal Services									
Salaries	165,800	168,000	226,900	173,000	170,200	134,200	246,700	283,900	1,568,700
Group Health Insurance	23,700	23,700	35,500	29,700	23,700	17,800	35,500	41,500	231,100
Medicare	2,600	2,700	3,600	2,700	2,700	2,100	3,900	4,500	24,800
Pension	16,000	16,200	21,900	16,700	16,400	13,000	23,800	27,400	151,400
Alternate Plan	14,600	14,800	20,000	15,200	15,000	11,800	21,700	25,000	138,100
Alternate Plan - Nonp Emp	0	0	1,100	1,700	0	0	0	0	2,800
Alternate Plan - OBRA 90	0	0	200	400	200	0	0	200	1,000
Total Personal Services	\$222,700	\$225,400	\$309,200	\$239,400	\$228,200	\$178,900	\$331,600	\$382,500	\$2,117,900
Materials and Supplies									
Supplies and Materials	1,500	1,200	1,500	1,000	1,500	1,200	1,500	1,500	10,900
Uniforms	900	700	1,300	700	1,200	700	2,000	2,100	9,600
Total Materials and Supplies	\$2,400	\$1,900	\$2,800	\$1,700	\$2,700	\$1,900	\$3,500	\$3,600	\$20,500
Other Services and Charges									
Contract Services	0	0	0	0	0	0	0	1,500	1,500
Education	500	0	0	0	200	0	500	500	1,700
Travel	1,000	1,000	900	500	500	900	1,500	300	6,600
Auto Allowance	42,000	36,000	54,000	42,000	48,000	36,000	18,000	84,000	360,000
Auto Mileage	200	0	0	0	200	0	0	100	500
Membership/Dues	200	0	0	0	0	0	0	0	200
Total Other Services and Charges	\$43,900	\$37,000	\$54,900	\$42,500	\$48,900	\$36,900	\$20,000	\$86,400	\$370,500
Total Expenditures	\$269,000	\$264,300	\$366,900	\$283,600	\$279,800	\$217,700	\$355,100	\$472,500	\$2,508,900

GALVESTON COUNTY, TEXAS
 SCHEDULE OF CONSTABLES RECOMMENDED BUDGET
 FOR THE FISCAL YEAR 2012

Constable Budgeted Positions	Precinct #1	Precinct #2	Precinct #3	Precinct #4	Precinct #5	Precinct #6	Precinct #7	Precinct #8	Total
Constable	54,569	54,569	54,569	54,570	54,569	53,795	54,569	54,569	435,779
Chief Deputy Constable	41,446	41,446	41,446	41,446	41,446	41,446	41,446	41,446	331,568
Deputy Constable	39,449	39,449	41,446	39,449	34,867	37,548	36,632	37,548	306,388
Deputy Constable	28617	--	37,548	--	34,867	--	34,867	36,632	172,531
Deputy Constable	--	--	--	--	--	--	34,867	36,632	71,499
Deputy Constable	--	--	--	--	--	--	--	34,867	34,867
Deputy Constable	--	--	--	--	--	--	--	34,867	34,867
Deputy Constable - Part-time	--	--	18,774	18,316	--	--	18,316	--	55,406
Deputy Constable - Part-time	--	--	--	17,434	--	--	--	--	17,434
Deputy Constable - Reserved	--	--	1,481	--	--	--	--	1,481	2,962
Deputy Constable - Reserved	--	--	--	--	--	--	--	1,481	1,481
Deputy Constable - Reserved	--	--	--	--	--	--	--	1,481	1,481
Constable Clerk	--	30,818	29,333	--	--	--	--	--	60,151
Bailiff - Part-time	--	--	--	--	2,725	--	23,487	--	26,212
Total Budgeted Positions	\$164,081	\$166,282	\$224,597	\$171,215	\$168,474	\$132,789	\$244,184	\$281,004	\$1,552,626

Constable Pct. 1
Honorable Don Cherry
Galveston

Number of Full-Time Employees (including Constable): 4

Number of Part-Time Employees: 0

Number of Reserve Employees: 0

Constable Pct. 2
Honorable Tom Petteway
Galveston

Number of Full-Time Employees (including Constable): 4

Number of Part-Time Employees: 0

Number of Reserve Employees: 0

Constable Pct. 3
Honorable Derrick Rose
LaMarque

Number of Full-Time Employees (including Constable): 5

Number of Part-Time Employees: 1

Number of Reserve Employees: 1

Constable Pct. 4
Honorable James Fullen
Santa Fe

Number of Full-Time Employees (including Constable): 3

Number of Part-Time Employees: 2

Number of Reserve Employees: 0

Constable Pct. 5
Honorable Michael Montez
Texas City

Number of Full-Time Employees (including Constable): 4

Number of Part-Time Employees: 1

Number of Reserve Employees: 0

Constable Pct. 6
Honorable William Comeaux
Crystal Beach

Number of Full-Time Employees (including Constable): 3

Number of Part-Time Employees: 0

Number of Reserve Employees: 0

Constable Pct. 7
Honorable Pam Matranga
Bacliff

Number of Full-Time Employees (including Constable): 5

Number of Part-Time Employees: 2

Number of Reserve Employees: 0

Constable Pct. 8
Honorable Jerry Fisher
League City

Number of Full-Time Employees (including Constable): 7

Number of Part-Time Employees: 0

Number of Reserve Employees: 3

